



FOOD STANDARDS
Australia New Zealand
Te Mana Kounga Kai – Ahitereiria me Aotearoa

7-05

5 October 2005

FINAL ASSESSMENT REPORT

APPLICATION A537

REDUCTION IN THE ENERGY FACTOR ASSIGNED TO MALTITOL

FOOD STANDARDS AUSTRALIA NEW ZEALAND (FSANZ)

FSANZ's role is to protect the health and safety of people in Australia and New Zealand through the maintenance of a safe food supply. FSANZ is a partnership between ten Governments: the Australian Government; Australian States and Territories; and New Zealand. It is a statutory authority under Commonwealth law and is an independent, expert body.

FSANZ is responsible for developing, varying and reviewing standards and for developing codes of conduct with industry for food available in Australia and New Zealand covering labelling, composition and contaminants. In Australia, FSANZ also develops food standards for food safety, maximum residue limits, primary production and processing and a range of other functions including the coordination of national food surveillance and recall systems, conducting research and assessing policies about imported food.

The FSANZ Board approves new standards or variations to food standards in accordance with policy guidelines set by the Australia and New Zealand Food Regulation Ministerial Council (Ministerial Council) made up of Australian Government, State and Territory and New Zealand Health Ministers as lead Ministers, with representation from other portfolios. Approved standards are then notified to the Ministerial Council. The Ministerial Council may then request that FSANZ review a proposed or existing standard. If the Ministerial Council does not request that FSANZ review the draft standard, or amends a draft standard, the standard is adopted by reference under the food laws of the Australian Government, States, Territories and New Zealand. The Ministerial Council can, independently of a notification from FSANZ, request that FSANZ review a standard.

The process for amending the *Australia New Zealand Food Standards Code* is prescribed in the *Food Standards Australia New Zealand Act 1991* (FSANZ Act). The diagram below represents the different stages in the process including when periods of public consultation occur. This process varies for matters that are urgent or minor in significance or complexity.



Final Assessment Stage

FSANZ has now completed two stages of the assessment process and held two rounds of public consultation as part of its assessment of this Application. This Final Assessment Report and its recommendations have been approved by the FSANZ Board and notified to the Ministerial Council.

If the Ministerial Council does not request FSANZ to review the draft amendments to the Code, an amendment to the Code is published in the *Commonwealth Gazette* and the *New Zealand Gazette* and adopted by reference and without amendment under Australian State and Territory food law.

In New Zealand, the New Zealand Minister of Health gazettes the food standard under the New Zealand Food Act. Following gazettal, the standard takes effect 28 days later.

Further Information

Further information on this Application and the assessment process should be addressed to the FSANZ Standards Management Officer at one of the following addresses:

Food Standards Australia New Zealand
PO Box 7186
Canberra BC ACT 2610
AUSTRALIA
Tel (02) 6271 2222
www.foodstandards.gov.au

Food Standards Australia New Zealand
PO Box 10559
The Terrace WELLINGTON 6036
NEW ZEALAND
Tel (04) 473 9942
www.foodstandards.govt.nz

Assessment reports are available for viewing and downloading from the FSANZ website www.foodstandards.gov.au or alternatively paper copies of reports can be requested from FSANZ's Information Officer at info@foodstandards.gov.au including other general enquiries and requests for information.

CONTENTS

EXECUTIVE SUMMARY AND STATEMENT OF REASONS	6
REGULATORY PROBLEM	6
OBJECTIVE.....	6
RISK ASSESSMENT.....	6
RISK MANAGEMENT	6
REGULATORY OPTIONS AND IMPACT ANALYSIS.....	7
FSANZ DECISION	7
STATEMENT OF REASONS	7
1. INTRODUCTION	9
2. REGULATORY PROBLEM	9
3. OBJECTIVES.....	10
4. BACKGROUND.....	11
4.1 THE PROPERTIES AND USES OF MALTITOL.....	11
4.2 THE SUBSTANCES AFFECTED BY AN ENERGY FACTOR FOR MALTITOL.....	11
4.3 DEVELOPMENT OF THE AUSTRALIAN AND NEW ZEALAND ENERGY FACTOR FOR MALTITOL.....	12
4.4 INTERNATIONAL REGULATIONS	12
5. RISK ASSESSMENT	13
5.1 REVISED ENERGY FACTOR CALCULATIONS FOR MALTITOL.....	13
5.2 SUBMITTER COMMENTS ON ENERGY FACTOR CALCULATIONS	14
6. RISK MANAGEMENT	16
6.1 PROVISION OF ACCURATE INFORMATION TO THE CONSUMER, AND PREVENTION OF MISLEADING INFORMATION	16
6.2 LOW JOULE AND REDUCED JOULE CLAIMS	16
6.3 ADVISORY STATEMENT ON LAXATIVE EFFECTS.	16
6.4 SUBMITTER COMMENTS ON RISK MANAGEMENT ISSUES	17
7. REGULATORY OPTIONS	18
7.1 MAINTAIN THE <i>STATUS QUO</i>	18
7.2 AMEND THE TABLE TO SUBCLAUSE 2(2) OF STANDARD 1.2.8 BY REDUCING THE ENERGY FACTOR FOR MALTITOL TO 13 KJ/G.....	18
8. IMPACT ANALYSIS.....	18
8.1 AFFECTED PARTIES	18
8.2 COST-BENEFIT ASSESSMENT OF THE REGULATORY OPTIONS	18
9. CONSULTATION.....	20
9.1 PUBLIC CONSULTATION ROUNDS.....	20
9.2 WORLD TRADE ORGANIZATION (WTO)	20
10. THE DECISION.....	21
11. IMPLEMENTATION.....	22
REFERENCE LIST.....	22
ATTACHMENT 1 - DRAFT VARIATION TO THE AUSTRALIA NEW ZEALAND FOOD STANDARDS CODE.....	24

ATTACHMENT 2 - COMPARISON OF SCIENTIFIC LITERATURE ON MALTITOL AGAINST FSANZ CRITERIA	25
ATTACHMENT 3 - ENERGY FACTOR CALCULATIONS FOR MALTITOL MADE AT FINAL ASSESSMENT	40
ATTACHMENT 4 - SUMMARY OF SUBMISSIONS TO THE DRAFT ASSESSMENT REPORT	57
ATTACHMENT 5 - SUMMARY OF SUBMISSIONS TO THE INITIAL ASSESSMENT REPORT	65
ATTACHMENT 6 - EXTRACT FROM THE FINAL REPORT OF THE ADVISORY PANEL ON ENERGY FACTORS.....	72

Executive Summary and Statement of Reasons

Food Standards Australia New Zealand (FSANZ) received an Application on 5 April 2004 from Keller and Heckman LLP on behalf of Roquette Frères, seeking to reduce the energy factor assigned to maltitol in the *Australia New Zealand Food Standards Code* (the Code) from 16 kJ/g to 11.6 kJ/g. The Applicant provided scientific evidence in support of the proposed amendment.

Regulatory Problem

The scientific evidence cited by the Applicant suggests that the prescribed energy factor for maltitol is an overestimate. Use of the currently prescribed energy factor in determining the energy content of maltitol-containing foods may therefore mislead consumers, and unnecessarily disqualify some maltitol-containing foods from bearing reduced/low joule claims.

Objective

The specific objective of Application A537 is to ensure that maltitol is assigned the most accurate energy factor as determined by current scientific knowledge.

Risk Assessment

FSANZ received four submissions commenting on the calculations used at Draft Assessment to derive a 12 kJ/g energy factor for maltitol. Comments were made on the following areas of the Draft Assessment calculation of maltitol's energy factor:

- studies that are acceptable for use in calculating maltitol's energy factor;
- the use of studies that measure the glycaemic index of maltitol;
- urinary energy loss (UE);
- faecal and gaseous energy loss (FE and GaE);
- the use of ranges within the energy factor calculation; and
- the use of Life Sciences Research Office (LSRO) reports.

Several submitters provided scientific evidence in support of their comments. FSANZ has reviewed this information, and determined that a recalculation of maltitol's energy factor was necessary. This recalculation produced an energy factor of **13 kJ/g**. This value is an upward revision from the 12 kJ/g energy factor proposed at Draft Assessment.

Risk Management

FSANZ considers that there is likely to be some increase in the number of reduced-/low joule claims made by manufacturers of maltitol-containing foods as a result of this Application. However, maltitol-containing foods will need to comply with existing reduced-/low joule claims criteria.

If these criteria change as a result of the current health and related claims review process, then maltitol-containing foods will need to comply with the new requirements. Therefore, FSANZ does not consider that additional claiming restrictions are necessary.

There may also be an increase in maltitol intake as part of this Application; any risks resulting from this increased intake are currently managed in the Code. All foods containing more than 10 g/100 g of maltitol are required to place a statement on the label advising of possible laxative effects from the food's consumption.

Regulatory Options and Impact Analysis

Two options have been considered for progressing Application A537 at Draft Assessment:

1. maintain the *status quo*, or
2. amend the Table to subclause 2(2) of Standard 1.2.8 by reducing the energy factor for maltitol to 13 kJ/g.

For each regulatory option, an impact analysis has been undertaken to assess the potential costs and benefits to various stakeholder groups.

FSANZ Decision

A reduction in the energy factor for maltitol provides net benefits to consumers. Consumers will benefit from more accurate nutrition information and an increased number of low/reduced joule food choices. Although manufacturers of maltitol-containing foods will need to revise existing labelling, this cost is potentially offset by the opportunity to reflect lower energy contents on product labels and thereby increase the likelihood of making low/reduced joule claims.

Therefore, FSANZ proposes a reduction in maltitol's energy factor as stated in the Code <u>from 16 kJ/g to 13 kJ/g</u> (Option 2).
--

Statement of Reasons

The reduction in maltitol's energy factor is proposed for the following reasons:

- The risk assessment has recalculated the energy factor for maltitol as 13 kJ/g. This value is based on the best available scientific information.
- A safety assessment has been conducted, which indicates that there are no additional public health and safety risks associated with a potential increase in the use of maltitol that may result from a reduction in maltitol's energy factor.
- The current requirement to place a statement advising that a maltitol-containing food 'may have a laxative effect' is unaffected by this Application. No additional risk management strategies are considered necessary.
- The impact analysis indicates that there are benefits for consumers and some sections of the food industry from a reduction in maltitol's energy factor.

- The proposed amendment to Standard 1.2.8 of the Code is consistent with the objectives listed under section 10 of the FSANZ Act.

The draft variation to Standard 1.2.8 of the Code is provided in Attachment 1.

1. Introduction

FSANZ received an Application on 5 April 2004 from Keller and Heckman LLP on behalf of Roquette Frères, seeking to reduce the energy factor assigned to maltitol in the Code from 16 kJ/g to 11.6 kJ/g.

The Applicant has provided a report from the United States Life Sciences Research Office (LSRO 1999) in support of the proposed amendment. The LSRO report reviews a set of scientific literature more recent than the information underpinning the current maltitol energy factor in the Code. In the original Application document, the Applicant indicated that the energy factor for maltitol should be decreased to 11.6 kJ/g when the new information is applied in accordance with the FSANZ guidelines for the derivation of energy factors (FSANZ 2003). However, at Draft Assessment a review of the available scientific information indicated that a figure of 12 kJ/g was the most appropriate value, which the Applicant subsequently accepted.

FSANZ cannot supply the LSRO material as part of this publicly available Application document due to copyright. However, a copy can be made available for individual use upon request (see page 3 for FSANZ contact details).

2. Regulatory Problem

The energy factor for maltitol is listed in Table 2 to subclause 2(2) of Standard 1.2.8 – Nutrition Information Requirements of the Code. This energy factor was based on evidence that 80% of ingested maltitol is digested and absorbed in the small intestine (Livesey 1992), with nearly all of the remainder fermented in the large intestine, and a small proportion excreted in the faeces. The Applicant cited the LSRO report, which identified a 10% factor for the absorption of ingested maltitol from the small intestine.

Energy factors listed in Standard 1.2.8 are calculated in accordance with the following formula provided in subclause 2(1) of Standard 1.2.8 expressed in kilojoules per gram of food component, rounded to the nearest whole number:

$$\text{ME} = \text{GE} - \text{FE} - \text{UE} - \text{GaE} - \text{SE}$$

Where –

ME means metabolisable energy.

GE means gross energy (as measured by bomb calorimetry).

FE means energy lost in faeces.

UE means energy lost in urine.

GaE means the energy lost in gases produced by fermentation in the large intestine.

SE means the energy content of waste products lost from surface areas.

The Applicant has used the LSRO findings to recalculate the energy factor in accordance with the above equation. This calculation is shown in Table 1 below, and demonstrates that a change in the value assigned to small intestine absorption can have significant ramifications for the calculation of the maltitol energy factor.

Table 1: Calculation of the current and the Applicant’s proposed energy factor for maltitol

Component of ME Equation	Values underpinning the current maltitol energy factor	Applicant’s revised values based on the LSRO report
GE	17.00	17.00
FE*	1.02	4.59
UE	0.00	0.00
GaE*	0.17	0.76
SE	0.00	0.00
Total (ME)	15.81	11.65

* The small intestine absorption value affects the calculation of these components of ME

The LSRO report cited by the Applicant raises the possibility that the energy content calculations of food containing maltitol may be an overestimate, which will impact on the declaration of energy content and the eligibility of these foods to bear reduced-joule / low-joule claims. Therefore, the new literature requires an assessment of its validity to ensure that nutrition information labelling is not inadvertently misleading.

3. Objectives

The purpose of this assessment is to determine whether the energy factor assigned to maltitol within Table 2 to subclause 2(2) of Standard 1.2.8 should be reduced. Such variation to Standard 1.2.8 will need to be assessed by FSANZ in a manner consistent with the following three primary objectives stated in section 10 of the FSANZ Act:

- the protection of public health and safety;
- the provision of adequate information relating to food to enable consumers to make informed choices; and
- the prevention of misleading or deceptive conduct.

FSANZ must also have regard to:

- the need for standards to be based on risk analysis using the best available scientific evidence;
- the promotion of consistency between domestic and international food standards;
- the desirability of an efficient and internationally competitive food industry;
- the promotion of fair trading in food; and
- any written policy guidelines formulated by the Ministerial Council.

The specific objective of Application A537 is to ensure that maltitol is assigned the most accurate energy factor as determined by current scientific knowledge thereby providing adequate information to enable consumers to make informed choices.

4. Background

4.1 The Properties and Uses of Maltitol

Maltitol, like other polyols, can substitute for the sweetness of sugar. In addition to being a sweetener, maltitol can also function as a humectant, stabiliser, sequestrant, texturiser and bulking agent in foods.

When combined with its sweetening property, the other functions of maltitol make it attractive for use in sugar-free / low joule confectionery, bakery products, and ice creams. The Applicant has provided information on the levels of maltitol addition to these food categories within the United States (see Table 2 below). Similar information for the Australian and New Zealand markets is not available.

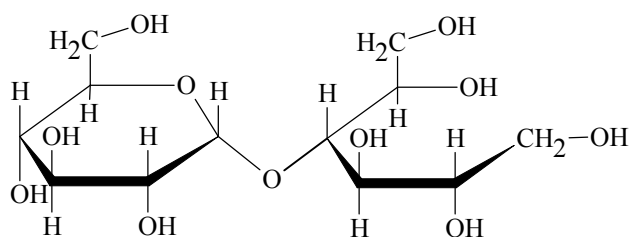
Table 2: Addition of Maltitol to Foods in the United States

Food Products	Current Level of Use (% total product weight)
Chewing gum including coated tablets	40
Biscuits	20
Chocolate	50
Table top intense sweeteners (as a bulking agent)	99
Confectionery	99
Cakes, plum cakes, and similar products	25

4.2 The Substances Affected by an Energy Factor for Maltitol

Under Standard 1.3.1 – Food Additives, maltitol is permitted for addition to foods as food additive code number 965, which refers to both *maltitol* and *maltitol syrup*. Maltitol syrup contains only 50-80% maltitol by weight, with the remainder being predominantly sorbitol and a small number of other sugar-related substances (FAO 1992). However, Standard 1.2.8 refers to *maltitol by analysis*, and therefore any change to the maltitol energy factor will apply only to the maltitol fraction within a food or ingredient.

The Applicant has referred to maltitol as having the specifications of the chemical ‘alpha-D-glucopyranosyl-1,4-D-glucitol’. This substance has a molecular weight of 344.31 g, a CAS registry number of 585-88-6, and the following chemical structure:



The Applicant’s description of maltitol is consistent with the requirements of Standard 1.3.4 – Identity and Purity, and will therefore be the chemical form that is referred to by the term ‘maltitol’ throughout this Final Assessment Report.

4.3 Development of the Australian and New Zealand Energy Factor for Maltitol

A single set of Australian and New Zealand energy factors was assigned to polyols (sugar alcohols such as maltitol) upon completion of Proposal P177 – Derivation of Energy Factors during 1999. Prior to Proposal P177, Standard R2 – Low Joule Foods of the former Australian *Food Standards Code* and Regulation 2(3)(c) of the *New Zealand Food Regulations 1984* regulated polyol energy factors.

Standard R2 was included in the former Australian *Food Standards Code* in 1987. Clause 2 of Standard R2 stipulated energy factors for macronutrients and selected food ingredients, although the basis for the prescribed factors was not defined. Maltitol was included in Standard R2 as ‘hydrogenated glucose syrup’ during a 1988 amendment to the standard. *New Zealand Food Regulations 1984* did not include energy factors specifically for polyols, and the 17 kJ/g default value for carbohydrates applied instead.

Proposal P177 established an Advisory Panel to review the scientific basis for the use of energy factors within the Code. Attachment 6 to this Final Assessment Report contains an extract from the Advisory Panel’s report that discusses the assessment of polyol energy factors. The Advisory Panel’s assessment relied upon the work of Dr Geoffrey Livesey (Livesey 1992) to establish the absorption of maltitol from the small intestine.

At that time, Dr Livesey’s data showed that 80% of ingested maltitol was absorbed in the small intestine, and the Advisory Panel used this value to allocate a 16 kJ/g energy factor to maltitol.

4.4 International Regulations

Europe, Canada and the United States of America (USA) provide energy factor regulations that can be applied to polyols. Codex and all other overseas food regulations do not accommodate the energy factors of specific polyols, which implies that the generic Atwater carbohydrate value of 17 kJ/g acts as a replacement (Livesey 2002).

Europe has assigned an energy factor of 10 kJ/g to all polyols, including maltitol. This value was derived from estimates for different polyols established by the Dutch Nutrition Council Committee on Polyalcohols (Dutch Nutrition Council 1987), which the European Commission subsequently averaged into a single value.

Although Canadian and USA food regulations contain a reference to polyol energy factors, they do not mandate the use of specific values. Canada has a set of guidelines for nutrition labelling (that are not legally binding), which recommend the use of 12.5 kJ/g (3.0 kcal/g) as the energy factor for maltitol (Health Canada 2003). USA regulations (United States Code of Federal Regulations 2004) allow food manufacturers to determine food energy contents using a range of set methods. Under one of these options – 21CFR 101.9 (c)(1)(i)(D), a manufacturer can request FDA approval to use an energy factor for a specific food component. The Applicant has provided FSANZ with a letter from the FDA, indicating that an LSRO established energy factor of 2.1 kcal/g (8.4 kJ/g) for maltitol was acceptable.

Most of the overseas energy factors are based on metabolisable energy (ME), which determines an energy factor from the amount of energy available to the human body.

However, the United States and Canada permit the use of energy factors based on net metabolisable energy (NME) methods. NME methods produce lower energy factors than ME methods, as NME includes energy losses from metabolic processes in addition to the calculations made for ME (FAO 2003).

5. Risk Assessment

FSANZ has assessed the risks associated with maltitol's energy factor in two stages. The first is an assessment of the scientific evidence underpinning the determination of maltitol's energy factor. The second is a Safety Assessment undertaken to determine the health risk to an individual from any potential increase in the intake of maltitol.

At Draft Assessment, the Safety Assessment identified laxative effects as the only potential adverse effect associated with increased consumption of maltitol. In healthy and diabetic humans, a laxative effect is observed at intake levels of 30-50 g/day. This assessment of safety risks remains unchanged at Final Assessment.

Therefore, at Final Assessment, the only significant changes are those made to the calculation of maltitol's energy factor. Changes were made following additional scientific evidence provided by submitters to the Draft Assessment, which led to a revised calculation of the energy factor. These changes, and their impact on the proposed energy factor are outlined in the following sections.

5.1 Revised Energy Factor Calculations for Maltitol

At Draft Assessment, FSANZ provided a review of the available evidence on maltitol for the purposes of determining the most accurate energy factor. This review has two parts:

1. A comparison of scientific material against a set of quality criteria established in the FSANZ Guidelines "Derivation of energy factors for specific food components not already listed in Standard 1.2.8" (FSANZ Guidelines). These Guidelines can be found at http://www.foodstandards.gov.au/_srcfiles/Energy%20Factors%20Guidelines.pdf.
2. The calculation of an energy factor using those studies considered acceptable under (1).

The first part of the review remains unchanged at Final Assessment, and is provided at Attachment 2. FSANZ has updated the second part of the review on the basis of submitter comments and new information identified at Final Assessment. This updated assessment is provided at Attachment 3, and includes details on the calculations of each of the individual sub-factors that make up the ME equation.

5.1.1 Changes to the Energy Factor Calculations Since Draft Assessment

The energy factor for maltitol is calculated using the equation stated in Clause 1 of Standard 1.2.8. Each of the components for this equation (GE, FE, UE, GaE and SE) needs a separate calculation.

Three changes have been made to calculations since Draft Assessment:

- Small intestinal absorption is now 18-58% of ingested maltitol (42-82% available for fermentation);
- FE is now 31% of the maltitol available for fermentation; and
- UE is now 0% of ingested maltitol.

These changes impact on the energy factor calculations as shown in Table 3 below.

Table 3: Energy Factor Calculations for Maltitol at Draft and Final Assessments

Assessment Stage	Range of Values	GE	FE	UE	GaE	SE	ME
Draft Assessment	Minimum	17	2.14	0.61	0.36	0	10.59
	Maximum	17	4.59	1.05	0.77	0	13.89
Final Assessment	Minimum	17	2.31	0	0.36	0	11.95
	Maximum	17	4.35	0	0.70	0	14.33

At Draft Assessment, four values were given for ME due to the variation in the percentage of maltitol available for fermentation (42-90%) and UE (3.6-6.2%). The minimum and maximum values were 10.59 and 13.89 kJ/g, with a mean of 12.24 kJ/g. This value was rounded to a final value of 12 kJ/g.

At Final Assessment, only two values are obtained for ME, as there is no longer a range for UE. The changes at Final Assessment result in minimum and maximum values of 11.95 and 14.33 kJ/g. The mean of these two values is 13.14 kJ/g, which rounds to 13 kJ/g. Therefore, the energy value for maltitol has been revised upwards from 12 kJ/g at Draft Assessment to 13 kJ/g at Final Assessment.

5.1.2 *The Energy Factor for Maltitol Proposed at Final Assessment*

A value of **13 kJ/g** is proposed for use as maltitol's energy factor in the Table to subclause 2(2) of Standard 1.2.8. This energy factor is lower than the 16 kJ/g currently assigned to maltitol in Standard 1.2.8, and could therefore encourage the greater use of maltitol in the manufacture of reduced/low joule foods.

5.2 **Submitter Comments on Energy Factor Calculations**

Three submissions were received that commented on the energy factor calculations that were made at Draft Assessment. **Dr Livesey** and **Palatinit** mentioned that they did not consider the revised 12 kJ/g energy factor to be an accurate reflection of the scientific literature on maltitol. However, the **Australian Food and Grocery Council (AFGC)** commented that it supported the process used to derive the 12 kJ/g energy factor.

Following the close of the public comment period, FSANZ received an assessment of the scientific evidence base by **Dr Bär**, who was representing the Applicant.

Dr Bär and the three submitters raised the following issues:

1. Comments were received on the studies that were / were not excluded from FSANZ's calculation process (Attachment 2), indicating that Oku *et al.* (1991) should have been excluded, while Secchi *et al.* (1986) should have been included.
2. Studies that measure the glycaemic index of maltitol should be used to calculate the percentage of ingested maltitol absorbed in the small intestine.
3. Attributing 3.6-6.2% of maltitol's energy to urinary energy loss (UE) is unrealistic if only 10% of ingested energy is absorbed through the small intestine.
4. The percentage of fermented maltitol released as biomass into the faeces (mFE, a subset of FE) (30% was assigned to mFE at Draft Assessment).
5. Averaging the extreme values of 10-42% fermentation and 3.6-6.2% urinary energy (UE) allows for the use of two studies only, one for each of the extremes.
6. The 1994 LSRO report, which identified a maltitol energy factor of 12.5-14.5 kJ/g, involved a large number of scientists and had representation from a wide range of stakeholders. The 1999 LSRO report cited by the Applicant lacks this credibility.

Issues 1-4 relate to specific calculations made by FSANZ in its derivation of an energy factor. Therefore the submitter comments on these issues have been dealt with in their relevant sections of Attachment 3 (which contains the details of FSANZ's energy factor calculations). Issues 5 and 6 are more general in nature and have therefore been addressed in Sections 5.2.1 and 5.2.2 below.

5.2.1 FSANZ Response to Submitter Comments on the use of a Range of Values

Ranges were used for calculating small intestinal absorption and UE because of the level of uncertainty in the evidence base underlying these values, and because the use of ranges gives an indication of the variability in the final calculation of maltitol's energy factor. An awareness of the variability and uncertainty in the scientific literature is important for determining the most appropriate ME value.

Therefore, ranges have continued to be employed in the calculation of an energy factor for maltitol at Final Assessment.

5.2.2 FSANZ Response to Submitter Comments on LSRO Reports

The LSRO has compiled two reports that have calculated an energy factor for maltitol; the first was report on the energy factors of a range of carbohydrates (LSRO 1994), and the second was specific to maltitol (LSRO 1999). These reports were not directly used in the calculation of maltitol's energy factor at Draft Assessment, nor did the outcomes of these reports influence the conclusions made at Draft Assessment. The two LSRO reports were used at Draft Assessment only for the purpose of acquiring a scientific evidence base on maltitol, as at the time, both reports included a comprehensive review of the available literature on maltitol. Therefore, any issues surrounding the outcomes of either LSRO report have no bearing on the decisions made as part of this Application.

6. Risk Management

6.1 Provision of Accurate Information to the Consumer, and Prevention of Misleading Information

The ability of consumers to make informed choices is an important consideration in this Application. With energy factors having a significant impact on the declaration of a food's energy content, it is important that they reflect current scientific knowledge and thus enable consumers to make choices based on accurate information. Without accurately calculated energy contents, there is an increased likelihood that consumers will be inadvertently misled as to the true energy content of maltitol-containing foods.

FSANZ's risk assessment for this Application has concluded that available scientific information no longer supports a 16 kJ/g energy factor for maltitol, and that a 13 kJ/g energy factor is more appropriate. Therefore, the energy factor for maltitol contained in Standard 1.2.8 should be updated to reflect current scientific knowledge, thereby providing consumers to make informed choices based on best available scientific information.

6.2 Low Joule and Reduced Joule Claims

Subclause 14(1), of Standard 1.2.8 provides that subject to subclause 14(2), a low joule claim can be made in relation to a food where the average energy content is no more than 80 kJ per 100 mL for beverages and other liquid foods, or 170 kJ per 100 g for solid / semi-solid foods. Subclause 14(2) states that where a food is to be prepared as directed on the label, the average energy content must be calculated for the food as prepared. In Australia, the voluntary Code of Practice on Nutrient Claims in food labels and in advertisements (CoPoNC) (FSANZ 1995) also requires that foods bearing reduced joule claims must contain no more than 75% of the energy of the same quantity of a comparison food, and contain at least 170 kJ less energy per 100 g of food, or 80 kJ less per 100 g liquid food compared with the same quantity of a comparison food.

FSANZ is currently reviewing the criteria and conditions for nutrient content claims, including low joule and reduced joule claims, as a part of Proposal P293 – Nutrition, Health and Related Claims.

FSANZ noted at Initial and Draft Assessment that a reduction in the energy factor for maltitol may lead to a greater proliferation of low joule and reduced joule claims in respect of those foods containing maltitol.

6.3 Advisory Statement on Laxative Effects.

Subclause 5(1)(a) of Standard 1.2.3 – Mandatory Warning and Advisory Statements and Declarations, requires the label on a package of food to include an advisory statement to the effect that excessive intake of a food may have a laxative effect where the food contains certain polyols (including maltitol), either singularly or in combination at a level of 10 g/100 g or more.

FSANZ's risk assessment at Draft Assessment identified laxative effects as the only potential adverse effect associated with increased maltitol consumption. It was concluded that in healthy and diabetic humans, a laxative effect is observed at intake levels of 30-50 g/day. This conclusion remains unchanged at Final Assessment.

The addition of maltitol to food at a level of 10 g/100 g or more triggers the need for an advisory statement on the label regarding the potential for laxative effects. Therefore, FSANZ does not consider any further risk management strategies are necessary.

6.4 Submitter Comments on Risk Management Issues

Two submitters, the AFGC and the Dietitians Association of Australia (DAA) commented on the risk management for Application A537. The risk management issues raised by these two submitters were:

1. The potential to make claims on a product containing maltitol.
 - The **AFGC** mentioned that much has been made of the potential to make reduced and low joule energy claims with a lower maltitol energy value, and that the likely consumption and proliferation of claims is somewhat overestimated.
 - **DAA** commented that health claims, if approved, have the potential to mislead the public if they are made in association with maltitol.
 - **DAA** also recommended that FSANZ considers restrictions on claims that can be placed on the labels of foods containing maltitol.
2. **DAA** suggested that a reduced energy value for maltitol would make it more attractive for 'lower joule' and 'sugar free' foods, and could potentially result in an increased exposure to maltitol and its concomitant effects on bowel function.

6.4.1 FSANZ Response to Submitter Comments on Low/Reduced Joule Claims

FSANZ considers that there will be some increase in the number of reduced-/low joule claims that will be made by manufacturers of maltitol-containing foods as a result of this Application. The extent of this increase is unknown, and may be minor, however it is still important and essential that FSANZ identifies the likely impacts of this Application on reduced and low joule claims for foods containing maltitol.

As discussed in Section 6.2 above, there are criteria currently specified in the Code and in CoPoNC in relation to 'low joule' and 'reduced joule' claims, respectively. Therefore, any claims made in relation to products in which maltitol has been used to replace sugars and starches will still need to comply with the existing criteria for making such claims, or in future, any new criteria developed as a result of Proposal P293 – Nutrition, Health and Related Claims. Other than stipulating criteria for making 'reduced joule' and 'low joule' claims, FSANZ does not consider that additional restrictions on claims relating to maltitol-containing foods are warranted.

6.4.2 *FSANZ Response to Submitter Comments on Exposure to Maltitol*

As identified by the Safety Assessment that was conducted at Draft Assessment, laxative effects are the only potential adverse effect associated with increased maltitol consumption. The potential risk from an increased exposure to maltitol can be managed by existing advisory labelling requirements in the Code. Therefore, FSANZ does not consider any further risk management strategies are necessary.

7. **Regulatory Options**

Two options have been considered for progressing Application A537 at Final Assessment:

7.1 **Maintain the *status quo***

Under this option, maltitol will continue to have an energy factor of 16 kJ/g applied to its use in foods. Energy content calculations for nutrition information purposes will remain unchanged.

7.2 **Amend the Table to subclause 2(2) of Standard 1.2.8 by reducing the energy factor for maltitol to 13 kJ/g.**

This option involves changes to energy content calculations on mandated nutrition information panels of foods containing maltitol. This in turn would require changes to current practices for the labelling of nutrition information statements, and may influence the eligibility of maltitol to carry low-joule or reduced-joule claims.

8. **Impact Analysis**

8.1 **Affected Parties**

The parties affected by this Application are: **consumers**; Australian and New Zealand importers and manufacturers of polyols (including maltitol) and foods containing polyols, who make up the **industry**; and the **Governments** of Australia and New Zealand.

8.2 **Cost-Benefit Assessment of the Regulatory Options**

The following cost-benefit assessment outlines the immediate and tangible impacts of current food standards under Option 1, and the potential impacts of the proposed amendment to Standard 1.2.8 of the Code under Option 2.

8.2.1 *Option 1 – Status Quo*

8.2.1.1 Consumers

The direct impact on consumers from this option is likely to be minor. Consumers are unlikely to be aware of the underlying process that governs the declaration of energy contents on food labels. However, as the current energy factor for maltitol does not reflect current scientific opinion, under Option 1, consumers will not have access to the most accurate information on the true energy content of maltitol-containing foods. This will likely limit the reduced energy food choices available to consumers.

8.2.1.2 Food Industry

There is a potential disadvantage to sections of the food industry in maintaining the current energy factor for maltitol. Manufacturers of maltitol or those who produce foods containing maltitol will incur a cost through a lost marketing potential (i.e. an inability to promote a greater level of energy reduction). The extent of this potential loss is, however, unclear.

Conversely, manufacturers of alternative polyols may benefit under Option 1, as maltitol would continue to represent a less competitive substitute for their products. Where manufacturers produce both maltitol and other polyols, then the impact of Option 1 would be neutral. The size of the impact would also be reduced to the extent that polyols are generally imported into Australia and New Zealand.

8.2.1.3 Government

There are no identified impacts for government agencies and institutions from maintaining the current energy factor for maltitol, as this option maintains the *status quo*.

8.2.2 Amend the Table to subclause 2(2) of Standard 1.2.8 by reducing the energy factor for maltitol to 13 kJ/g.

8.2.2.1 Consumers

Similar to Option 1, consumers are unlikely to be aware of any change in energy content calculations under Option 2. However, by reducing the energy factor to more accurately reflect current scientific opinion, consumers will be able to base food purchases on more accurate energy content information, and thus make better informed food choices.

Option 2 would also provide the opportunity for manufacturers to increase the range of low joule foods on the market, in turn benefiting consumers by an increase in the foods identified as low or reduced in energy.

8.2.2.2 Food Industry

The sections of the food industry that are reliant on maltitol or are involved in the production and sale of maltitol may potentially benefit from Option 2, as a reduced energy factor for maltitol is likely to increase its attractiveness as a reduced energy ingredient. The proposed reduction in the energy factor means that some food manufacturers using maltitol may be able to lower energy content declarations to a level where they can make reduced-/low-joule claims on their products.

Manufacturers of alternative polyols may incur a cost from Option 2 due to an increase in competition and possible loss of market share to maltitol. However, increased competition between polyol suppliers could benefit manufacturers by reducing manufacturing costs. The potential impact of competition is difficult to quantify, although it is expected to be minimal.

A reduction in the energy factor for maltitol would mean a cost for manufacturers who would need to amend current labels of foods containing maltitol. However there is a potential benefit from being able to make low-joule/reduced claims that may outweigh the costs associated with re-labelling.

These benefits will apply only for those manufacturers who are not currently making reduced/low energy claims on their products; other manufacturers of maltitol-containing foods will need to update nutrition information despite having already made reduced/low joule claims on their products.

8.2.2.3 Government

Government agencies are unlikely to experience any major impacts from Option 2, as there would be no change in the process of enforcing a revised energy factor for maltitol.

9. Consultation

9.1 Public Consultation Rounds

The first round of public consultation for Application A537 was conducted from 26 May 2004 to 12 July 2004. FSANZ received 12 separate submissions during this period.

Of the six submitters commenting on the proposed regulatory options, the majority supported an amendment to Standard 1.2.8 of the Code that would reduce maltitol's energy factor (Option 2). Other than comments on the proposed regulatory options, the main areas of discussion were on the scientific evidence for maltitol, the cost/benefit impact from this Application, and the implications for labelling/claims.

A second round of public comment was conducted from 20 October to 1 December 2004. FSANZ received ten submissions during this period. Due to the significance of the submitter comments on the energy factor calculations for maltitol, the Applicant was also given an opportunity to comment after the close of the public comment period. The Applicant therefore sought the assistance of **Dr Bär**, who provided FSANZ with a written response on the energy factor calculations.

A summary of the issues raised in the second round of public comment can be found at Attachment 4. Of the submitters commenting on the proposed regulatory options, the majority (eight) supported Option 2. Other than comments on the proposed regulatory options, the main areas of discussion were on the scientific evidence for maltitol, stock-in-trade, and labelling/claims.

9.2 World Trade Organization (WTO)

As members of the World Trade Organization (WTO), Australia and New Zealand are obligated to notify WTO member nations where proposed mandatory regulatory measures are inconsistent with any existing or imminent international standards and the proposed measure may have a significant effect on trade.

At Draft Assessment it was determined that the WTO did not require notification of the proposed amendment to Standard 1.2.8 of the Code because this measure has no significant impact on international trade. The current 16 kJ/g energy factor assigned to maltitol in Standard 1.2.8 is already inconsistent with (i.e. higher than) overseas standards.

10. The Decision

Best available scientific information shows that the current energy factor for maltitol listed in Standard 1.2.8 is no longer supported. At Draft Assessment, the calculation of maltitol's metabolisable energy produced an energy factor of 12 kJ/g when based on recent scientific evidence. This calculation has been revised at Final Assessment following additional scientific information provided by submitters, with **13 kJ/g** reassessed as the most appropriate energy factor for maltitol.

Comments were also received on the safety and risk management assessments conducted at Draft Assessment. However, after assessing these comments, the outcomes from these assessments remain essentially the same as those provided at Draft Assessment:

- no new public health and safety risks are associated with a potential increase in the use of maltitol in reduced energy foods; and
- the current requirement to label with a statement advising that a food containing maltitol 'may have a laxative effect' will provide an ongoing and adequate level of protection to the use of maltitol in food.

The costs and benefits remain substantially unchanged from those identified at Draft Assessment when consideration is given to the revised 13 kJ/g energy factor as mentioned above, and to other issues that have been identified at Final Assessment.

Therefore, FSANZ proposes a reduction in maltitol's energy factor as stated in the Code from 16 kJ/g to 13 kJ/g (Option 2).

It is recommended that the new energy factor be listed as **13 kJ/g** for the following reasons:

- The risk assessment has recalculated the energy factor for maltitol as 13 kJ/g. This value is based on the best available scientific information.
- A safety assessment has been conducted, which indicates that no additional public health and safety risks associated with a potential increase in the use of maltitol that may result from a reduction in maltitol's energy factor.
- The current requirement to place a statement advising that a maltitol-containing food 'may have a laxative effect' is unaffected by this Application. No additional risk management strategies are considered necessary.
- The impact analysis indicates that there are benefits for consumers and some sections of the food industry from a reduction in maltitol's energy factor.
- The proposed amendment to Standard 1.2.8 of the Code is consistent with the objectives listed under section 10 of the FSANZ Act.

11. Implementation

The Ministerial Council will be notified of the outcomes from this Final Assessment. It is anticipated that the proposed draft variations to Standard 1.2.8 of the Code will come into effect shortly thereafter upon gazettal, subject to any request from the Ministerial Council for a review.

Subclause 1(2) of Standard 1.1.1 – Preliminary Provisions – Application, Interpretation and General Prohibitions, applies to the draft variation to Standard 1.2.8 as provided in Attachment 1. This subclause states that food is taken to comply with the variation for a period of 12 months after its commencement, provided the food otherwise complied with the remainder of the Code. This in effect means that food does not need to comply with the draft variation for 12 months, after which the variation will apply.

FSANZ notes the comments from the **AFGC** and the **Confectionery Manufacturers Australasia** (CMA) relating to the transition period for the proposed amendments, specifically those on the problems associated with the updating of food labels on long shelf-life products. However, neither submitter has provided evidence showing that the proposed amendment will have a greater impact than previous food labelling amendments.

Attachments

1. Draft Variation to the *Australia New Zealand Food Standards Code*
2. Comparison of Scientific Literature on Maltitol Against FSANZ Criteria
3. Energy Factor Calculations for Maltitol Made at Draft Assessment
4. Summary of Submissions to the Draft Assessment Report
5. Summary of Submissions to the Initial Assessment Report
6. Extract from the Final Report of the Advisory Panel on Energy Factors

Reference List

1. Dutch Nutrition Council (1987) *The Energy Value of Sugar Alcohols: recommendations of the Committee on Polyalcohols*. Voedingsraad, The Hague.
2. FAO. (1992) Compendium of Food Additive Specifications. *FAO Food and Nutrition Paper Series* 52(2):203-204.
3. FAO. (2003) Food Energy: Methods of Analysis and Conversion Factors. *FAO Food and Nutrition Paper Series* 77:22-31.
4. FSANZ (1995) *Code of Practice on Nutrient Claims in food labels and in advertisements'*. <http://www.foodstandards.gov.au/mediareleasespublications/publications> . 30 September 2004.
5. FSANZ (2003) *Guidelines for the derivation of energy factors for specific food components not already listed in Standard 1.2.8*. <http://www.foodstandards.gov.au/standardsdevelopment/informationforapplic559.cfm> . 30 September 2004.
6. Health Canada (2003) *Guide to Food Labelling and Advertising*. <http://www.inspection.gc.ca/english/fssa/labeti/guide/toce.shtml> . 30 September 2004.
7. Lian-Loh, R., Birch, G.G. and Coates, M.E. (1982) The metabolism of maltitol in the rat. *Br J Nutr* 48(3):477-481.
8. Livesey, G. (1992) The energy values of dietary fibre and sugar alcohols for man. *Nutrition Research Reviews* 5:61-84.

9. Livesey, G. (2002) Functional attributes of foods not diets will enable consumer choice. In: Palou, A., Bonnet, M.L., and Serra, F. eds. *Study on Obesity and Functional Foods in Europe, Cost Action 918*. European Commission, Brussels, pp366-373.
10. Livesey, G. (2003) Health potential of polyols as sugar replacers, with emphasis on low glycaemic properties. *Nutrition Research Reviews* 16(2):163-191.
11. LSRO (1994) *The Evaluation of the Energy of Certain Sugar Alcohols used as Food Ingredients*. Federation of American Societies for Experimental Biology, Bethesda.
12. LSRO (1999) *Evaluation of the Net Energy Value of Maltitol*. Federation of American Societies for Experimental Biology, Bethesda.
13. Oku, T., Akiba, M., Lee, M.H., Moon, S.J. and Hosoya, N. (1991) Metabolic fate of ingested [¹⁴C]-maltitol in man. *J Nutr Sci Vitaminol.(Tokyo)* 37(5):529-544.
14. Rennhard, H.H. and Bianchine, J.R. (1976) Metabolism and caloric utilization of orally administered maltitol-14C in rat, dog, and man. *J Agric.Food Chem* 24(2):287-289.
15. Secchi, A., Pontiroli, A.E., Cammelli, L., Bizzi, A., Cini, M. and Pozza, G. (1986) Effects of oral administration of maltitol on plasma glucose, plasma sorbitol, and serum insulin levels in man. *Klin.Wochenschr.* 64(6):265-269.
16. United States Code of Federal Regulations. (2004) Nutrition Labelling of Food. 21CFR 101.9 (c)(1)(i) http://www.access.gpo.gov/nara/cfr/waisidx_04/21cfr101_04.html. Accessed on 26 November 2004.

Draft Variation to the *Australia New Zealand Food Standards Code*

To commence: on gazettal

[1] *Standard 1.2.8 of the Australia New Zealand Food Standards Code is varied by omitting from Column 2 of Table 2 to subclause 2(2) the energy factor for Maltitol, substituting –*

13

Comparison of Scientific Literature on Maltitol Against FSANZ Criteria

FSANZ has identified 18 studies that can inform the calculation of an energy factor for maltitol. As specified in the FSANZ Guidelines for the “Derivation of Energy Factors for Specific Food Components Not Already Listed in Standard 1.2.8” (FSANZ Guidelines), these studies were assessed against a set of quality criteria.

In the preamble to the quality criteria for submitted studies (Section 3 of the FSANZ Guidelines), animal studies must meet four requirements:

1. Data is provided to show comparability between the results of animal studies and human studies of the same or similar compounds;
2. Care is taken to eliminate coprophagy in rat experiments;
3. Experiments are done at ranges of intakes and in circumstances relevant to realistic intakes in humans; and
4. Clinical (human) studies are completed to confirm any preliminary data obtained by *in vitro* or animal experiments.

On this basis, the results from Kearsley *et al* (1982) relating to an intravenous injection of maltitol into rats have been excluded.

Within the FSANZ Guidelines, sixteen criteria are listed:

Studies must –

1. have been published in peer-reviewed literature with international circulation;
2. have adhered to ethical guidelines for experimentation in animals or humans (as appropriate), including informed consent in humans, and have reported details of that adherence;
3. report details of funding arrangements for the study;
4. report details of study design, analytical methodology, duration and statistical analysis, and that discuss the limitations of methodology used;
5. report details of how the food component was administered and how ME was calculated (e.g. results from single bolus dose with ME content determined by difference, or from a range of doses and ME determined statistically using regression techniques);
6. include administration of the food component orally with meals/diets of known energy and nutritional content;
7. are conducted under controlled conditions where possible;
8. are conducted under conditions as close as possible to the normal physiological state of the animal or human;
9. in humans, use healthy subjects rather than patients with diagnosed disorders;
10. use adequate (and appropriate) experimental controls;
11. show appropriate statistical considerations in study design and data analysis;
12. use statistically appropriate numbers (and types) of subjects;
13. use appropriate study durations;
14. be minimally invasive;
15. provide appropriately described details; and

16. explore other factors that might affect the estimation of the energy factor of the food component such as adaptation of subjects, fasted or non-fasted conditions, ingestion as liquid or solid or with or without meals, single large dose versus multiple smaller doses, any effects of the test substance on absorption or digestion of other dietary components, and vice versa, and effects of a range of different background diets.

On the basis of criterion 9, a human study involving ileostomates as subjects was excluded from further consideration (Langkilde *et al.*, 1994). The remaining sixteen studies were assessed against FSANZ criteria as shown in Tables 1 and 2 below (human and animal studies respectively). The column headings in Tables 1 and 2 relate to criteria in the FSANZ Guidelines as follows:

Column Headings:

Peer Reviewed	– Criterion 1
Ethical Approval	– Criterion 2
Funding Stated	– Criterion 3
Study Design	– Criteria 4, 7, 10, 11
Calculation of ME	– Criterion 5 (partially)
Methodology Criteria Met	– Criteria 6, 8, 13, 14, 15
Subject Grouping	– Criterion 12
Consider Dietary Factors	– Criterion 5 (partially), 16

Rerat *et al* (1991) and Storey *et al* (1998) were the only studies to comply with every criteria (Table 1). Seven studies failed because they did not meet the criteria for explicit documentation of ethical procedures or funding arrangements (Beaugerie *et al.*, 1990; Beaugerie *et al.*, 1991; Lian-Loh *et al.*, 1982; Rerat *et al.*, 1993; Wursch *et al.*, 1989; Wursch *et al.*, 1990; Wursch and Schweizer 1987). A review of these articles in their entirety concluded that the absence of such information does not compromise the quality of the research, and therefore the seven studies have been accepted for use in the calculation of an energy factor for maltitol.

Two studies in Table 1 (Oku *et al.*, 1991; Rennhard and Bianchine 1976) did not meet criterion 16, as they failed to indicate the background diets of their human subjects. Such an omission is unlikely to have a significant impact on these labelled tracer studies, as the use of labelled ^{14}C provides a means of isolating excreted ^{14}C to ingested maltitol only. There is a possibility that dietary factors may affect intestinal transit time for maltitol, although this is not expected to be a likely outcome. Both studies have therefore been accepted for use in the calculation of an energy factor for maltitol

The remaining six studies (Kearsley *et al.*, 1982; Oku *et al.*, 1981; Secchi *et al.*, 1986; Tamura *et al.*, 1991; Tsuji *et al.*, 1990; Zunft *et al.*, 1983) fail to document whether or not their subjects were adapted to a dose of maltitol. Adaptation to maltitol is important to determine how the intestine may react to the presence of maltitol. This is particularly relevant for fermentation in the large bowel, as gut microflora can adapt and become more efficient in digesting maltitol with repeated exposure to the substance (Ellwood 1995). An absence of documentation on adaptation makes interpretation of results difficult, and therefore the six studies have not been accepted for use in the calculation of an energy factor for maltitol.

In summary, the literature on the digestion and absorption of maltitol has been accepted for further assessment as follows:

- *Eleven Studies Accepted:* Beaugerie *et al* 1991, Beaugerie *et al* 1992, Lian-Loh *et al* 1982, Oku *et al* 1991, Rennhard and Bianchine 1976, Rerat *et al* 1991, Rerat *et al* 1993, Storey *et al* 1998, Würsch and Schweizer 1987, Würsch *et al* 1989, Würsch *et al* 1990.
- *Seven Studies Excluded:* Kearsley *et al* 1982, Langkilde *et al* 1994, Oku *et al* 1981, Secchi *et al* 1986, Tamura *et al* 1991, Tsuji *et al* 1991, Zunft *et al* 1983.

Reference List

1. Beaugerie, L., Flourie, B., Marteau, P., Pellier, P., Franchisseur, C. and Rambaud, J.C. (1990) Digestion and absorption in the human intestine of three sugar alcohols. *Gastroenterology* **99**(3):717-723.
2. Beaugerie, L., Flourie, B., Pellier, P., Achour, L., Franchisseur, C. and Rambaud, J.C. (1991) [Clinical tolerance, intestinal absorption, and energy value of four sugar alcohols taken on an empty stomach]. *Gastroenterol Clin Biol* **15**(12):929-932.
3. Kearsley, M.W., Birch, G.G. and Lian-Loh, R. (1982) The Metabolic fate of Hydrogenated Glucose Syrups. *Starch/Stärke* **34**(8 Suppl):279-283.
4. Langkilde, A.M., Andersson, H., Schweizer, T.F. and Wursch, P. (1994) Digestion and absorption of sorbitol, maltitol and isomalt from the small bowel. A study in ileostomy subjects. *Eur J Clin Nutr* **48**(11):768-775.
5. Lian-Loh, R., Birch, G.G. and Coates, M.E. (1982) The metabolism of maltitol in the rat. *Br J Nutr* **48**(3):477-481.
6. Oku, T., Akiba, M., Lee, M.H., Moon, S.J. and Hosoya, N. (1991) Metabolic fate of ingested [¹⁴C]-maltitol in man. *J Nutr Sci Vitaminol. (Tokyo)* **37**(5):529-544.
7. Oku, T., Him, S.H. and Hosoya, N. (1981) Effect of Maltose and Diet Containing Starch on Maltitol Hydrolysis in Rat. *J Japan Soc Food Nutr* **34**(2):145-151.
8. Rennhard, H.H. and Bianchine, J.R. (1976) Metabolism and caloric utilization of orally administered maltitol-14C in rat, dog, and man. *J Agric. Food Chem* **24**(2):287-289.
9. Rerat, A., Giusi-Perier, A. and Vaissade, P. (1993) Absorption balances and kinetics of nutrients and bacterial metabolites in conscious pigs after intake of maltose- or maltitol-rich diets. *J Anim Sci* **71**(9):2473-2488.
10. Rerat, A., Vaissade, P. and Vaugelade, P. (1991) Comparative digestion of maltitol and maltose in unanesthetized pigs. *J Nutr* **121**(5):737-744.
11. Secchi, A., Pontiroli, A.E., Cammelli, L., Bizzi, A., Cini, M. and Pozza, G. (1986) Effects of oral administration of maltitol on plasma glucose, plasma sorbitol, and serum insulin levels in man. *Klin. Wochenschr.* **64**(6):265-269.
12. Storey, D.M., Koutsou, G.A., Lee, A., Zumbe, A., Olivier, P., Le Bot, Y. and Flourie, B. (1998) Tolerance and breath hydrogen excretion following ingestion of maltitol incorporated at two levels into milk chocolate consumed by healthy young adults with and without fasting. *J Nutr* **128**(3):587-592.
13. Tamura, Y., Furuse, M., Matsuda, S., Shimizu, T. and Okumura, J. (1991) Energy Utilization of Sorbose in Comparison with Maltitol in Growing Rats. *J Agric. Food Chem* **39**:732-735.
14. Tsuji, Y., Furuse, M., Matsuda, S., Shimizu, T. and Okumura, J. (1990) Energy Evaluation of Sorbitol and Maltitol in Healthy Men and Rats. In: Hosoya, N. eds. *Proceedings of the International Symposium on Caloric Evaluation of Carbohydrates*. Research Foundation for Sugar Metabolism, Tokyo, pp77-90.

15. Wursch, P., Koellreutter, B., Getaz, F. and Arnaud, M.J. (1990) Metabolism of maltitol by conventional rats and mice and germ-free mice, and comparative digestibility between maltitol and sorbitol in germ-free mice. *Br J Nutr* **63**(1):7-15.
16. Wursch, P., Koellreutter, B. and Schweizer, T.F. (1989) Hydrogen excretion after ingestion of five different sugar alcohols and lactulose. *Eur J Clin Nutr* **43**(12):819-825.
17. Wursch, P. and Schweizer, T. (1987) Sugar substitutes and their energy value for the human body. *Dtsch. Zahnarzl. Z* **42**(10 Suppl 1):S151-S153.
18. Zunft, H.J., Schulze, J., Gartner, H. and Grutte, F.K. (1983) Digestion of maltitol in man, rat, and rabbit. *Ann Nutr Metab* **27**(6):470-476.

Table 1: Assessment of human studies against FSANZ criteria

Study	Peer Review	Ethical Approval	Funding Stated	Study Design	Calculation of ME	Method Criteria Met	Subject Grouping	Consider Dietary Factors
Beaugerie <i>et al</i> (1990)	Yes	Yes – approval by the Ethical Committee of the l’hôpital Lariboisière	Journal authors are to be free of financial conflicts of interest.	<ul style="list-style-type: none"> • Cross-over, randomised trial, controlled, single blinded. • Solutions were each taken over 11 days, with a one-week washout period. • Subject body weights were not reported. • Subject ages = 20-25 years • Days 1-3 involved gradual adaptation to the test dose • Days 4-11 involved maintenance on the dosage regime. • Stools were collected on days 8-9. • Day 10 involved ileal intubation, and day 11 involved sampling of the intubation. 	$E = \{[A \times B] + [1 - (A + C)] \times 0.5\} \times 4 \times R$; A = fraction absorbed in the small intestine, B = fraction metabolised, C = faecal excretion, R = ratio of gross energy of test carbohydrate to that of sucrose.	Yes	Six healthy male subjects were grouped into pairs, and rotated through the consumption of control, sorbitol, maltitol and Lycasin solutions	Yes, details on – <ul style="list-style-type: none"> • Adaptation: a three day adaptation period was applied prior to the administration of each test solution. • Background diet: the composition of the diet was maintained the same for all subjects. • Fasting: an unfasted state was required to assess a continuous administration of the test dose. • Preparation of test solutions and time/duration of consumption.

Study	Peer Review	Ethical Approval	Funding Stated	Study Design	Calculation of ME	Method Criteria Met	Subject Grouping	Consider Dietary Factors
Beaugerie <i>et al</i> (1991)	Yes	Yes – approval by the Ethical Committee of the l'hôpital Lariboisière	Not stated	<ul style="list-style-type: none"> • Cross-over, randomised trial, controlled. • Blinding not reported. • Iso-osmolar (300 mOsm/kg) solutions were taken over 8 hours, each on separate days. • Subject body weights were not reported. • Subject ages = 22-26 years 	$E = (F1 \times E1) + (F2 \times E2)$; F2= fraction absorbed in colon, F1= F2-F1, E1= factor assigned to maltitol metabolism, E2= factor assigned to short chain fatty acid metabolism.	Yes	Six subjects were grouped into pairs, and rotated through consumption of control, isomalt, lactitol, sorbitol and maltitol solutions	Yes, details on - <ul style="list-style-type: none"> • Adaptation: subjects were not adapted to test doses. • Background diet: subjects consumed a standard low-fibre dietary meal and then fasted for 20 hours before the test period. • Preparation of test solutions and time/duration of consumption.
Kearsley <i>et al</i> (1982)	Yes	Not stated	Not stated	<ul style="list-style-type: none"> • Multiple administrations, placebo controlled. • Following consumption of each test solution, blood samples were taken every 30 min for 2 hours, and urine was collected over 6 hours. 	n/a	Yes	16 subjects consumed 5 different solutions on different days: 1. Control; 2. Lycasin; 3. Sorbitol / glucose, ratio = Lycasin syrup; 4. Maltitol syrup; Sorbitol / glucose, ratio = maltitol syrup	Yes – <ul style="list-style-type: none"> • Fasting: Overnight before test period. • Reporting of preparation of test solutions and time/duration of consumption. No, details absent on – <ul style="list-style-type: none"> • Adaptation of subjects. • The subjects' background diets.

Study	Peer Review	Ethical Approval	Funding Stated	Study Design	Calculation of ME	Method Criteria Met	Subject Grouping	Consider Dietary Factors
Oku <i>et al</i> (1991)	Yes	Yes – approved by the expert committee of Yonsei University, Seoul.	Not stated	Two experiments: 1. Randomised controlled crossover trial – H ₂ breath excretion. Subjects aged 35-45 years were given one of the two test solutions and had expired breath H ₂ collected over 10 hours. A one-week washout period was used. Baseline breath H ₂ was also determined. 2. Single administration study – labelled maltitol. Subjects aged 39-55 years Subjects were given a labelled maltitol solution and had breath, flatus, urine, faeces and blood collected over 48 hours.	n/a	Yes	Exp 1: 15 healthy males consumed maltose and maltitol solutions, each over separate periods. A control (no carbohydrate) solution was used to establish baseline results. Exp 2: Six healthy males (one group only)	Yes, details on – <ul style="list-style-type: none"> Adaptation: subjects were adapted 10-30 g maltitol/day for seven days prior to test period. Fasting: Subjects fasted in the first experiment before and during the test period. In the second experiment, an unfasted state was required to assess a continuous administration of the test dose. Preparation of test solutions and time/duration of consumption. No, details were absent on the background diets of subjects in the second experiment.
Rennhard and Bianchine (1976)	Yes	Yes – informed consent given by human subjects.	Not stated	<ul style="list-style-type: none"> Single administration study. Subjects aged 39-55 years were given a labelled maltitol solution and had breath, urine, faeces and blood collected over the following 24 hours. Urine, faeces and blood were also collected over the next six days. 	n/a	Yes	Four healthy males (one group only)	Yes, details on – <ul style="list-style-type: none"> Adaptation: subjects adapted to the test dose for seven days prior to the test period. Fasting: unfasted state was required to assess a continuous administration of the test dose. Preparation of test solutions and time/duration of consumption. No, details were absent on background diets.

Study	Peer Review	Ethical Approval	Funding Stated	Study Design	Calculation of ME	Method Criteria Met	Subject Grouping	Consider Dietary Factors
Secchi <i>et al</i> (1986)	Yes	Yes – all subjects gave informed consent	Not stated	<p>Two randomised controlled crossover experiments were conducted on the same group of subjects (21-31 years):</p> <ol style="list-style-type: none"> Single administration. <ul style="list-style-type: none"> Subjects received bolus doses the test materials following an overnight fast. 1-hr blood and 24-hr urine samples were collected. The test was repeated with the other solution after a 3-day washout period. Continuous dose <ul style="list-style-type: none"> Subjects consumed four different diets for five days each in a consecutive order. 24-hr urine and 24-hr faeces samples were collected on days 10, 15 and 20. 	n/a	Yes	<p>Eight healthy subjects consumed either sucrose or maltitol solutions in the first experiment, and one of the following diets in the second experiment:</p> <ul style="list-style-type: none"> Isocaloric (control), Isocaloric + sucrose, Isocaloric + maltitol 	<p>Yes, details on –</p> <ul style="list-style-type: none"> Fasting: overnight fasting for Exp 1, and regular meals were consumed during the test period for Exp 2. Background diets: the composition of Exp 2 diets were controlled over the entire 20-day period. The administration of test solutions in Exp 1. <p>No, details were absent on –</p> <ul style="list-style-type: none"> Adaptation to test materials/doses. The background diets of subjects in Exp 1. The administration of materials in Exp 2.

Study	Peer Review	Ethical Approval	Funding Stated	Study Design	Calculation of ME	Method Criteria Met	Subject Grouping	Consider Dietary Factors
Storey <i>et al</i> (1998)	Yes	Yes – all subjects gave informed consent, and approval from the University of Salford Occupational Health and Hygiene Service.	Author affiliations with Roquette Frères were reported.	<ul style="list-style-type: none"> • Randomised controlled trial, double blinded. • Subjects aged 18-24 consumed a bolus dose of each test product in a random order. • 30 minutes after test dose, a breath H₂ was conducted over six hours. • The washout period between each product was not reported. 	n/a	Yes	10 subjects (5 males, 5 females) consumed a bolus of five solutions in random order: <ol style="list-style-type: none"> 1. Negative control (placebo) 2. Positive control (lactulose) 3. Sucrose 4. Sucrose + maltitol 5. Maltitol 	Yes, details on – <ul style="list-style-type: none"> • Adaptation: subjects were not adapted to test doses. • Fasting: Subjects fasted prior to and during test period for each test product. • Composition of the chocolate and dosage of test materials, and the quantities of the materials provided to subjects.
Tsuji <i>et al</i> (1991)	Yes	Not stated, however the publisher instructs authors to demonstrate ethical approval on submission of manuscripts	Not stated, however the publisher requires authors to be free of financial conflicts of interest.	<ul style="list-style-type: none"> • Randomised crossover trial. • Subjects aged 23-47 years were provided the test solutions under either resting or active conditions. • An overnight fast was observed. • The washout period between solutions was not reported. • Breath CO₂ and H₂ were collected over 12 hours. 	n/a	Yes	Six healthy males randomly consumed either labelled maltitol or labelled sorbitol solutions.	Yes, details on – <ul style="list-style-type: none"> • Fasting: subjects fasted overnight before the test period. • Preparation of test solutions and time/duration of consumption. No, details were absent on – <ul style="list-style-type: none"> • Adaptation to test materials/doses. • The background diets of subjects.

Study	Peer Review	Ethical Approval	Funding Stated	Study Design	Calculation of ME	Method Criteria Met	Subject Grouping	Consider Dietary Factors
Würsch and Schweizer (1987)	Yes	Not stated	Not stated	<ul style="list-style-type: none"> • Crossover controlled trial; randomisation and blinding were not documented. • Subjects aged 26-42 years consumed one of the test solutions as a bolus dose. • The washout periods were not documented. • Breath hydrogen was collected for five hours. 	n/a	Yes	Five healthy subjects (3 males, 2 females) rotated through random consumption of either a lactulose, maltitol, lactitol or Palatinit (sorbitol/mannitol product) solutions	<p>Yes, details on –</p> <ul style="list-style-type: none"> • Adaptation: subjects adapted to the test diets over 5 days. • Background diets: authors indicated that no special dietary regime was allocated, although subjects were required to only consume low fibre food the night before the test period. • Fasting: subjects did not fast prior to the administration of the test doses. • Preparation of test solutions and time/duration of consumption.
Würsch <i>et al</i> (1989)	Yes	Not stated	Not stated	<ul style="list-style-type: none"> • Crossover controlled trial; randomisation and blinding were not documented. • Subjects consumed bolus doses of the test solutions in a random order. • The washout periods were not documented. • Breath hydrogen was collected for the following five hours. 	n/a	Yes	Seven healthy subjects (4 males, 3 females) rotated through random consumption of either a lactulose, maltitol, lactitol or Palatinit (sorbitol/mannitol product) solutions	<p>Yes, details on –</p> <ul style="list-style-type: none"> • Adaptation: subjects were adapted to the test diets over 5 days. • Background diets: authors indicated that no special dietary regime was allocated, although subjects were required to only consume low fibre food the night before the test period. • Fasting: subjects did not fast prior to the administration of the test doses. • Preparation of test solutions and time/duration of consumption.

Table 2: Assessment of animal studies against FSANZ criteria

Study	Peer Review	Ethical Approval	Funding Stated	Study Design	Calculation of ME	Method Criteria Met	Subject Grouping	Consider Dietary Factors
Kearsley <i>et al</i> (1982)	Yes	Not stated	Not stated	<ul style="list-style-type: none"> • Rat Study. • Parallel grouping. • Groups were given a single bolus dose intubated into the stomach. • Urine and faeces were collected over the subsequent 24 hours. 	n/a	Yes	Rats were raised into two groups: germ free rats (n=6) and regular rats (n=6). Each group was given the test dose.	<p>Yes –</p> <ul style="list-style-type: none"> • Fasting: Overnight before test period. • Reporting of preparation of test solutions and time/duration of consumption. <p>No, details absent on –</p> <ul style="list-style-type: none"> • Adaptation of subjects.
Lian-Loh <i>et al</i> (1982)	Yes	Not stated	Donations of materials for the study were made by Roquette Frères	<ul style="list-style-type: none"> • Paired comparison trials. • Four experiments were conducted, where maltitol was delivered in different amounts, to different types of rats, or via a different route. • A single bolus of each dose was given, with urine and faeces collected over the following 24 hours for Exp1-3. • Four of the Exp 4 rats had blood samples taken from the tail every 15 mins for 1 hour. 	n/a	Yes	Exp 1 (n=3) and 2 (n=6): rats had either a Lycasin dose or pure maltitol dose given via stomach tube; Exp 3: 6 germ-free and 6 regular rats had either a Lycasin dose or pure maltitol dose given via stomach tube Exp 4: maltitol given intravenously to 7 rats	<p>Yes, details on –</p> <ul style="list-style-type: none"> • Adaptation: subjects were not adapted to test doses. • Background diets: all rat subjects received a standard commercial feed prior to the test period. • Fasting: subjects fasted overnight before administration of test dose. • Preparation of test solutions and time/duration of consumption.

Study	Peer Review	Ethical Approval	Funding Stated	Study Design	Calculation of ME	Method Criteria Met	Subject Grouping	Consider Dietary Factors
Oku <i>et al</i> 1981	Unknown	Not stated	Not stated	<ul style="list-style-type: none"> • Rat Study. • Parallel grouping. • Groups were given a single bolus dose of labelled maltitol intubated into the stomach. • CO₂ and urine were collected over the subsequent 24 hours. 	n/a	Yes	Rats were divided into two groups; one group (n=5) was fasted 24 hours before and after the bolus dose, while the other group (n=7) consumed a standard diet for 24 hours.	<p>Yes, details on –</p> <ul style="list-style-type: none"> • Background diets: all diets were fully controlled. • Fasting: fasting arrangements were reported as part of the subject grouping. • Administration of test doses. <p>No, did not detail the adaptation to test materials/doses.</p>
Rennhard and Bianchine (1976)	Yes	Yes	Not stated	<p>Two animal experiments using the same design, one on rats and the other on dogs:</p> <ul style="list-style-type: none"> • Single administration study. • Five rats were administered a labelled maltitol solution by gastric intubation • Breath, urine, faeces were collected over 48 hrs for rats • Urine was collected over 32 hours for dogs. 	n/a	Yes	Only one group in each experiment. Five rats and 2 beagles were used.	<p>Yes, details on –</p> <ul style="list-style-type: none"> • Adaptation: subjects adapted to the test dose for seven days prior to the test period. • Fasting: an unfasted state was required to assess a continuous administration of the test dose. • Preparation of test solutions and time/duration of consumption.

Study	Peer Review	Ethical Approval	Funding Stated	Study Design	Calculation of ME	Method Criteria Met	Subject Grouping	Consider Dietary Factors
Rerat <i>et al</i> (1991)	Yes	Yes	Grant supplied by Roquette Frères	<ul style="list-style-type: none"> • Randomised controlled crossover study. • Following 8-10 days on a standard diet, subjects consumed one of two test solutions at 0900 hours. • Portal vein and carotid arterial blood samples were collected regularly over 8 hours following the meal. • The procedure was repeated with the other test solution 3-4 days. 	n/a	Yes	Four male pigs were randomly given a maltose-rich solution or a maltitol-rich solution.	<p>Yes, details on –</p> <ul style="list-style-type: none"> • Adaptation: subjects were not adapted to the test dose. • Background diets: all diets were fully controlled prior to the experiment and during the 3-4 day washout period. • Fasting: subjects fasted for 18 hours before test period. • Administration of the test doses.
Rerat <i>et al</i> (1993)	Yes	Not stated	Grant supplied by Roquette Frères	<ul style="list-style-type: none"> • Randomised controlled crossover study. • The two test diets were consumed for 8-9 days, then a weighted meal of the diet was given at 0900 hours. • Portal vein and carotid arterial blood samples were collected regularly over 12 hours following the meal. • The procedure was repeated with the other test diet. 	n/a	Yes – invasive portal vein samples were collected ethically	Five pigs were randomly given either a maltose-rich diet or a maltitol-rich diet.	<p>Yes, details on –</p> <ul style="list-style-type: none"> • Adaptation: subjects were adapted to each of the test diets over 7-10 days. • Background diets: all diets were fully controlled during adaptation and test periods. • Fasting: subjects fasted for 19 hours before test period. • Administration of the test doses.

Study	Peer Review	Ethical Approval	Funding Stated	Study Design	Calculation of ME	Method Criteria Met	Subject Grouping	Consider Dietary Factors
Tamura <i>et al</i> (1991)	Yes	Not stated	Documentation of author affiliations with Asahi Chemical Industry Co Ltd.	<ul style="list-style-type: none"> Parallel randomised controlled trial. Subjects were randomly fed one of three diets for seven days. On the eighth day, each group was fed the test bolus by gastric sound, and then placed in a metabolic chamber for 24 hours 	n/a	Yes	15 rats were evenly divided into control, sucrose and maltitol diet groups. The test doses were a sorbose bolus, a sorbose bolus and a maltitol bolus respectively.	<p>Yes, details on –</p> <ul style="list-style-type: none"> Adaptation: subjects adapted to the test doses over 7 days. Background diets: all diets were fully controlled. Administration of the test doses. <p>No, details were absent on fasting arrangements.</p>
Würsch <i>et al</i> (1990)	Yes	Not stated	Not stated	<ul style="list-style-type: none"> Single administration comparison trial. Three different types of rats were given a bolus dose of labelled maltitol by gastric intubation after an overnight fast. Each subject was placed in a metabolic cage for 48 hours. 24-hr urine, faeces and expired CO₂, were collected. 	n/a	Yes	3 male Sprague-Dawley rats, 4 regular mice and 4 germ-free mice were given a maltitol bolus.	<p>Yes, details on –</p> <ul style="list-style-type: none"> Adaptation: subjects were not adapted to test doses. Background diets: all rat subjects received a standard commercial feed prior to the test period. Fasting: subjects fasted overnight prior to the test period. Preparation of test solutions and time/duration of consumption.

Study	Peer Review	Ethical Approval	Funding Stated	Study Design	Calculation of ME	Method Criteria Met	Subject Grouping	Consider Dietary Factors
Zunft <i>et al</i> (1983)	Yes	Not stated	Not stated	<ul style="list-style-type: none"> • Single administration study. • Gnotobiotic rats were given a bolus dose of maltitol. • Four-hour ileal effluent from the perfusion group was analysed for maltitol content. • The stomach tube group was killed 60-120 minutes after the maltitol dose, whereby gastrointestinal organs were removed for analysis of maltitol content. • Fasting arrangements were not reported. 	n/a	Yes	Maltitol was administered to two groups via two different routes of administration): 1. intestinal perfusion (n=6., 2. stomach tube (n=8, and a control group n=3).	<p>Yes, details on –</p> <ul style="list-style-type: none"> • Preparation of test solutions and time/duration of consumption. <p>No, details were absent on –</p> <ul style="list-style-type: none"> • Adaptation to test materials/doses. • The background diets of subjects in the first experiment. • The fasting state of the rat subjects.

Energy Factor Calculations for Maltitol Made at Final Assessment

1. Requirements in the *Australia New Zealand Food Standards Code*

Standard 1.2.8 – Nutrition Information Requirements of the *Australia New Zealand Food Standards Code* (the Code) defines ‘energy factor’ as metabolisable energy and lists factors, expressed as kJ/g, for a large number of energy-yielding components. Energy factors are used in the calculation of a food’s energy content for the purposes of nutrition labelling. Those components that contribute to energy intake or substitute for energy-contributing components are required to have an energy factor listed within Standard 1.2.8.

Maltitol is currently listed in the Table to subclause 2(2) of Standard 1.2.8 as having an energy factor of 16 kJ/g. The Applicant has cited a report by the United States Life Sciences Research Office (LSRO 1999), which indicates that 10% of ingested maltitol is absorbed from the small intestine. This percentage is significantly lower than the 80% of ingested maltitol that has been used in the development of the current 16 kJ/g energy factor.

Energy factors in Standard 1.2.8 are derived using the following formula for metabolisable energy:

$$ME = GE - FE - UE - GaE - SE$$

Where

- ME = metabolisable energy
- GE = gross energy
- FE = energy lost in faeces
- UE = energy lost in urine
- GaE = energy lost in gases from large intestine fermentation
- SE = energy content of waste products lost from surface areas

The percentage of GE absorbed in the small intestine determines the amount of GE available for fermentation in the large intestine. This percentage therefore affects the energy that is ultimately lost in the faeces (FE) and as gaseous fermentation by-products (GaE).

Although the Applicant has only cited the LSRO report in regard to its recommendations on small intestinal absorption, FSANZ has taken the opportunity to review all aspects of the ME calculation for maltitol. Therefore, all articles cited by LSRO and others published since 1999 have been assessed in accordance with the FSANZ Guidelines “Derivation of energy factors for specific food components not already listed in Standard 1.2.8” (FSANZ Guidelines).

2. Scientific Literature Relating to the Energy Factor of Maltitol

FSANZ has identified 18 studies that can inform an assessment of the energy factor for maltitol. These studies were assessed against the quality criteria established in the FSANZ Guidelines; a detailed description of this assessment is provided in Attachment 2.

When assessed against FSANZ Guidelines at Draft Assessment, 7 of the 18 studies were excluded from further consideration due to the lack of documentation on adaptation of subjects to maltitol.

2.1 Submitter Comments on the Exclusion/Inclusion of Certain Studies

Comments were received from **Dr Livesey** at Final Assessment, indicating that because one of the non-excluded 18 studies – Oku *et al.* (1991) – underestimated the percentage of maltitol absorbed in the small intestine as it did not accommodate for a delay in the production of labelled $^{14}\text{CO}_2$, and therefore this study should be excluded from FSANZ’s considerations. A response from **Dr Bär** on behalf of the Applicant also supports this assessment of Oku *et al.* (1991).

In his submission, **Dr Bär** also mentioned that Secchi *et al.* (1986) should not have been excluded on the basis of not using adapted subjects, as the authors assessed the chronic maltitol consumption of subjects, which would have required an adaptation period.

FSANZ recognises the above expert views on the available literature, and has included Secchi *et al.* (1986), while excluding the labelled tracer and FE results of Oku *et al.* (1991) from further consideration¹. Therefore, of the 11 non-excluded studies, six were conducted on humans, four on animals, and one on both animals and humans. The 11 studies have been utilised for the calculation of an energy factor for maltitol as shown in Table 1.

Table 1: Studies Used in the Determination of an Energy Factor for Maltitol

Subject Type for Study	No. of Studies	Used for calculating the % of ingested maltitol absorbed in the small intestine				Used for calculation of FE and UE
		Labelled Distribution	Breath H2	Ileal Intubation	Portal Vein	
Humans (healthy)	6		(Beaugerie <i>et al.</i> , 1991; Oku <i>et al.</i> , 1991; Storey <i>et al.</i> , 1998; Wursch <i>et al.</i> , 1989; Wursch and Schweizer 1987)	(Beaugerie <i>et al.</i> , 1990)		(Secchi <i>et al.</i> 1986)
Humans, rats and dogs	1	(Rennhard and Bianchine 1976)				(Rennhard and Bianchine 1976)
Animal – rat	2	(Wursch <i>et al.</i> , 1990)				(Lian-Loh <i>et al.</i> , 1982; Wursch <i>et al.</i> , 1990)
Animal - pig	2				(Rerat <i>et al.</i> , 1991; Rerat <i>et al.</i> , 1993)	

A summary of the studies and their results can be found throughout Section 3 of this Attachment in Tables 2-6. A more detailed description of the studies’ designs and methodologies can be found in Attachment 2.

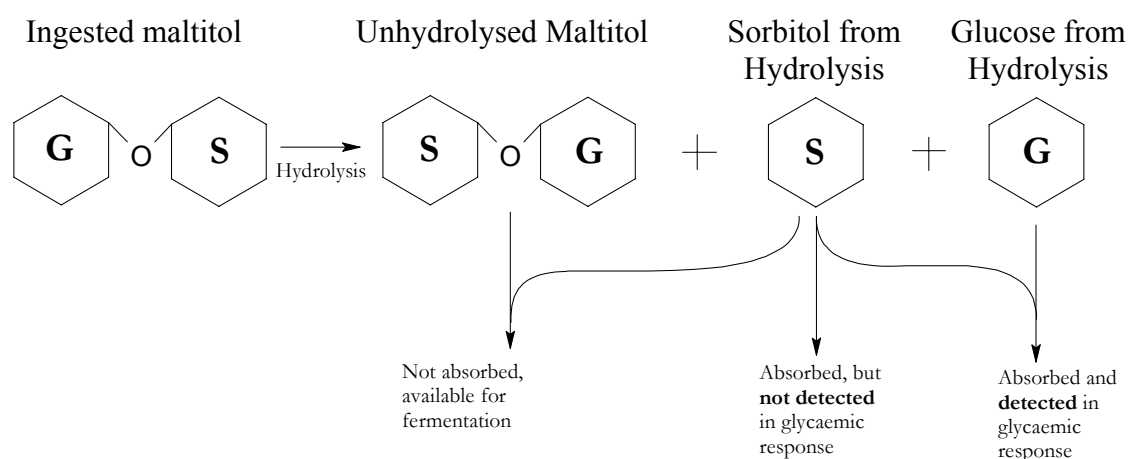
¹ Oku *et al.* (1991) also provides breath hydrogen information, which is not subject to the concerns raised by Dr Livesey.

2.2 Submitter Comments on Glycaemic Index Studies

Dr Bär, Dr Livesey and Palatinit commented at Draft Assessment that glycaemic index studies should be used to determine the percentage of ingested maltitol absorbed by the small intestine.

FSANZ did not use glycaemic index studies to calculate the small intestinal absorption of maltitol at Draft Assessment, as this physiological measure only represents glucose absorption, and does not accurately gauge sorbitol absorption. This relationship of maltitol hydrolysis to absorption and glycaemia is shown in Figure 1 below.

Figure 1: Hydrolysis of maltitol and subsequent contribution to glycaemia



There are two problems that stem from the process illustrated in Figure 1 above:

1. The GI does not relate to the quantity of glucose that is absorbed by the body, rather it indicates the rate of glucose entry into the blood supply. The inability for the GI to reflect a quantified uptake of glucose by the body has led many researchers to begin measuring the glycaemic load (GL), which combines the rate of glucose uptake with a quantified supply of glucose (Foster-Powell *et al.*, 2002).
2. The GI is a representation of changes in blood glucose levels, not blood sorbitol levels. Any absorbed sorbitol (derived from maltitol ingestion) will contribute only partially to a post-prandial glycaemic response, as sorbitol must be first converted to glucose within the liver. Blood glucose levels may therefore fluctuate independently of sorbitol absorption rates over the two-hour post-prandial period used for GI calculations.

On the basis of the above two concerns, the use of GI values is considered to be an unreliable method for quantifying maltitol's small intestinal absorption. Therefore, glycaemic index studies have not been included in FSANZ's assessment of small intestinal absorption.

3. Calculating the Metabolisable Energy of Maltitol

Each of the components that comprise ME (GE, FE, UE, GaE and SE) requires a separate assessment and calculation, as well as the underlying fraction of maltitol that is absorbed from the small intestine.

An assessment of the evidence for each of the ME components – including small intestinal absorption – has therefore been provided below, with a subsequent calculation of the ME for maltitol.

3.1 Gross Energy (GE)

GE or heat of combustion is the total quantity of energy available within a substance. This value is best measured by adiabatic bomb calorimetry, which provides very precise estimates.

In its Application document, the Applicant stated that maltitol has a GE of 17 kJ/g, a generic value for all polyols. This value conforms well to published bomb calorimetry data, where values are reported as 17.0 kJ/g (Livesey 1992; Livesey 2003), 17.1 kJ/g (Ellwood 1995), and 17.16 kJ/g (Sinaud *et al.*, 2002).

At Final Assessment, a response from **Dr Bär** on behalf of the Applicant indicated that hydrated forms of carbohydrates can result in a lower GE compared to anhydrous forms. To determine whether this was an issue for maltitol, FSANZ contacted the Applicant for information on the chemical form of maltitol most widely used for commercial purposes. The Applicant indicated that anhydrous maltitol was the most commonly used form. As the bomb calorimetry studies above were conducted on anhydrous maltitol, they are therefore considered to represent the GE of maltitol used in food manufacturing.

Therefore, the Applicant's GE value of 17 kJ/g is considered acceptable for calculating the ME of maltitol.

A value of 17 kJ/g ingested maltitol was assigned to GE.

3.2 Percentage of Maltitol that is Completely Absorbed in the Upper Intestine

There are several techniques currently used by researchers to determine the percentage of ingested polyols absorbed from the small intestine, each having its own advantages and disadvantages. Primary amongst these techniques is the use of labelled carbon incorporated into ingested polyols (e.g. ^{14}C). Other study techniques include the assessment of breath hydrogen to determine the proportion of polyols fermented in the large intestine, and ileal intubation that directly measures the proportion of ingested polyol that reaches the large intestine. Assessment of blood from the portal vein can also reveal the amount of ingested polyol that has been absorbed, however the invasive nature of this technique restricts its use to animals only.

Determining the percentage of maltitol absorbed in the small intestine requires an understanding not only of the quantity of maltitol digested and absorbed in the small intestine, but also its transit time through the small intestine. Labelled tracer studies on the small intestinal absorption of polyols depend on an analysis of physiological and biochemical parameters over time, and thus rely on an understanding of the time course for maltitol digestion. A calculation of the time course from maltitol has therefore been provided in Section 3.2.1 below.

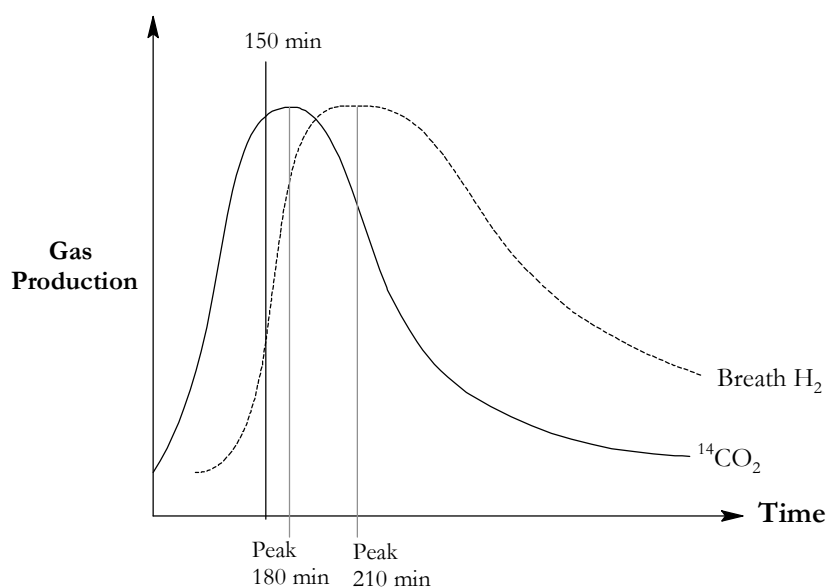
Following the Draft Assessment, **Dr Bär** commented that sorbitol itself is not well absorbed by the small intestine. This low absorption was used as an argument for lowering the overall small intestine absorption percentage assigned to maltitol (sorbitol is a by-product of maltitol hydrolysis – see Figure 1 above). However, no evidence has been provided that directly measures this low sorbitol absorption, and the current 14 kJ/g sorbitol ME as calculated by FSANZ (currently listed in the *Food Standards Code*) would suggest that significant amounts of sorbitol can be absorbed by the small intestine. Therefore, the individual absorption of sorbitol has not been factored into FSANZ’s calculation of the percentage of maltitol completely absorbed in the upper intestine.

3.2.1 Small Intestinal Transit Time

The LSRO report (LSRO 1999) cited by the Applicant has assessed labelled maltitol results by assuming that the fraction of ^{14}C excreted via CO_2 within the first two hours, and via the urine in the first six hours of maltitol ingestion is representative of small intestinal digestion and absorption. The assumption on CO_2 excretion correlates well with recent studies into the glycaemic load of maltitol, which show that the glycaemic response curve following maltitol ingestion peaks at about 30 minutes and returns to baseline at 90 minutes (Livesey 2003).

The LSRO report acknowledges that some of the $^{14}\text{CO}_2$ produced beyond 90 minutes from labelled maltitol ingestion can be attributed to small intestinal digestion because of a delay in the metabolism of digested maltitol to its excretion as CO_2 , although this delay was not factored into the LSRO assumptions on labelled tracer studies. However, a two-hour time period for small intestinal digestion of maltitol is considered acceptable for the purposes of this assessment by FSANZ, as maltitol’s transit through the small intestine is unlikely to extend beyond 150 minutes. This upper transit time can be determined when breath hydrogen results are compared to $^{14}\text{CO}_2$ excretion results (see Figure 2 below based on Tables 2 and 5), which show that hydrogen production (i.e. large intestine fermentation of maltitol) is occurring by about 150 minutes, while CO_2 production is beginning to slow down and reaching its peak.

Figure 2: Comparison of Breath $^{14}\text{CO}_2$ and H_2 Production Over Time



A two-hour transit time can therefore be considered representative of small intestinal absorption based on the glycaemic response and CO₂/H₂ production following maltitol ingestion.

FSANZ has been unable to identify any evidence to corroborate the assumption by LSRO that ¹⁴C urinary excretion during 0-6 hours following labelled maltitol ingestion is related to its small intestinal absorption. As most labelled tracer studies report urinary excretion as 24-hour collections, and the urinary excretion of ingested energy from polyols is small, these 24-hour results have been used as the basis for estimating the excretion of ¹⁴C into the urine.

3.2.2 *Quantifying the Fraction of Ingested Maltitol Absorbed from the Upper Intestine*

3.2.2.1 Labelled Tracer Studies

Polyol digestion can be monitored by measuring the ingestion of labelled polyols by subjects, and the subsequent appearance of isotopic carbon in routes of carbon excretion over time. In such studies it is necessary to simultaneously measure all possible routes of excretion; i.e. CO₂ excretion, urinary excretion, and faecal excretion. However, labelled carbon excretion occurs as a result of both small and large intestine digestive processes, and as such there is the possibility that small and large intestine contributions to labelled carbon results may overlap at some (unknown) point in time, making isolation of small intestine results difficult (Ellwood 1995). Additionally, there is a lag between the absorption of labelled carbon from polyols and its excretion into CO₂ (Pallikarakis *et al.*, 1991), a factor that must be taken into account with labelled polyol studies.

Two studies can be used to determine the small intestinal digestion and absorption of labelled (¹⁴C) maltitol. The recovery of ¹⁴C during each study is provided in below in Table 2, with adjustments made for the total amount of ¹⁴C recovered over the respective test periods.

Rennhard and Bianchine (1976) assess the ingestion of labelled maltitol in humans, and although this study has been criticised for the conclusions the authors draw from the results (LSRO 1999; Oku *et al.*, 1991; Zunft *et al.*, 1983), the study design conforms to the quality required by the FSANZ Guidelines.

Würsch *et al* (1990) conducted a labelled maltitol study on germ-free mice and regular rats/mice, and met all of the FSANZ quality criteria except for the reporting of ethical approval and funding arrangements.

The results listed in Table 2 suggest that there is little compatibility between animal and human studies. Also, the study by Würsch *et al* (1990) exhibits a wide variability in the results between subjects. The different results of Würsch *et al* (1990) can be partially explained by the authors' observations that oro-caecal transit times were slower than expected, and noticeably reduced in the germ-free mice group. Another reason may be that Würsch *et al* 1990 used unadapted subjects, whereas Rennhard and Bianchine (1976) included an adaptation period. In both studies, the dose of maltitol was given roughly in the same amount (per body weight) and in the same manner (as a solution), and therefore any differences in results cannot be attributed to the method of maltitol administration.

Table 2: Results from Labelled Maltitol Studies

Study	Subjects	Total ¹⁴ C recovered (% ingested ¹⁴ C)	Distribution of total ¹⁴ C in excretion routes (% total recovered ¹⁴ C)				Adjusted excretion of ¹⁴ C (% ingested ¹⁴ C)		¹⁴ C absorbed via small intestine (% ingested ¹⁴ C)
			As CO ₂ over 0-2 hours	As CO ₂ over study period	In urine over 24 hours	In faeces over the study period	As CO ₂ over 0-2 hours	In urine over 24 hours	
Rennhard and Bianchine (1976)*	Human	61.1	8.9	52.6 (168 hours)	2.4	4.9	14.57	3.93	18.7
Würsch <i>et al</i> (1990)	Regular rats	88.1	14	72.2 (48 hours)	4.2	11.7	15.9	4.77	20.67
	Regular mice	83.5	22	74.6 (48 hours)	5.9	3.2	26.34	7.07	33.41
	Germ-free mice	77.0	22	59.0 (48 hours)	10.7	7.3	28.57	13.9	42.47

* Rennhard and Bianchine (1976) also examined labelled ¹⁴C distribution in rats and dogs, however these results are not included, as there was not assessment of CO₂ excretion by animal subjects (except for one of the five rat subjects).

3.2.2.2 Breath Hydrogen Studies

Breath hydrogen occurs with fermentation in the large intestine, and therefore is capable of quantifying the amount of a polyol digested and absorbed in the small intestine provided there is an understanding of the polyol's faecal excretion. Breath hydrogen studies have, however, come under criticism for the inaccuracy of their results (Livesey *et al.*, 1993; Stocchi *et al.*, 1993; Wutzke *et al.*, 1997). It has been demonstrated that the excretion rate of breath hydrogen varies significantly between subjects, and for an individual subject. Breath hydrogen studies can therefore be used only as a rough estimate of the digestion and absorption of polyols from the small intestine.

Four human studies (Beaugerie *et al.*, 1991; Oku *et al.*, 1991; Storey *et al.*, 1998; Wursch *et al.*, 1989; Wursch and Schweizer 1987) have examined the excretion of hydrogen in the breath following the ingestion of a maltitol dose. These five studies compared a maltitol test dose against a control dose of either lactulose or a placebo, and their results can be found below in Table 3. Unfortunately, none of the five studies included an assessment of the faecal excretion of maltitol. Instead, the authors of each study relied on previous research to show that a very small percentage of ingested maltitol is excreted undigested into the faeces.

Table 3: Results from Breath Hydrogen Studies

Study Details		Breath Hydrogen Results							Total	Peak
		1 hour	2 hours	4 hours	5 hours	6 hours	10 hours			
Beaugerie <i>et al</i> (1991)	Control (lactulose)	-	-	-	-	-	-	110 mL	-	
	Maltitol	-	-	-	-	-	-	90 mL	-	
Oku <i>et al</i> (1991)	Control (placebo)	-	-	-	-	-	-	32+24 µmol	-	
	Maltitol	40 µmol	100 µmol	185 µmol	-	140 µmol	55 µmol	-	200 µmol (at 3.5 hrs)	

Study Details		Breath Hydrogen Results							
		1 hour	2 hours	4 hours	5 hours	6 hours	10 hours	Total	Peak
Storey <i>et al</i> (1998)	Control (placebo)	0.04 mmol/L	0.03 mmol/L	0.02 mmol/L	-	0.01 mmol/L	-	0.2 mmol/L	-
	30g maltitol	0.14 mmol/L	0.18 mmol/L	0.32 mmol/L	-	0.23 mmol/L	-	1.4 mmol/L	0.34 mmol/L (at 3.5 hours)
	40g maltitol	0.12 mmol/L	0.4 mmol/L	0.42 mmol/L	-	0.23 mmol/L	-	2.3 mmol/L	0.7 mmol/L (at 3.5 hours)
Würsch and Schweizer (1987)	Control (placebo)	6 ppm	8 ppm	8 ppm	8 ppm	-	-	-	-
	Maltitol	40 ppm	44 ppm	44 ppm	36 ppm	-	-	200 ppm	46 ppm (at 1.5 hrs)
Würsch <i>et al</i> (1989)	Control (placebo)	9 ppm	9 ppm	10 ppm	10 ppm	-	-	6.7±1.1 (mean)	-
	Maltitol	29 ppm	40 ppm	36 ppm	34 ppm	-	-	209±40 ppm	41 ppm (at 2.5 hours)

Although the units of measurement in each study are different, they clearly show that breath hydrogen peaks at between 1.5-3.5 hours following maltitol ingestion, with an emphasis towards 2.5-3.5 hours. The difference between control and maltitol boluses, especially over time, also shows that there is a quick rise to the peak of breath hydrogen excretion accompanied by a gradual decrease. This profile is an indication that maltitol fermentation following maltitol ingestion occurs steadily after about 2.5-3 hours, and that a significant proportion of maltitol is digested within the large intestine.

3.2.2.3 Ileal Intubation

Ileal intubation is a technique that can also be used for determining digestion and absorption of polyols. Ileal intubation measures the amount of non-digested polyol and any non-absorbed digestive by-products at the ileal-cecal junction of the intestine, as a means of determining the proportion of ingested polyol reaching the large intestine.

Ileal intubation is a promising technique, however its disruption to gastrointestinal processes can lead to uncertainty in results. Several review articles (Ellwood 1995; Livesey 1992; Read *et al.*, 1983) have noted that ileal intubation may delay gastric emptying, increase sorbitol absorption via increased intestinal water flux, and shorten transit time; all of which may increase an individual's absorption of a polyol.

Beaugerie *et al* (1990) is the only study that assesses the digestion and absorption of maltitol via ileal intubation. The results of this study can be found in Table 4 below. The results from Beaugerie *et al* (1990) conflict with the results from labelled tracer, breath hydrogen and portal vein studies, and the results of this study can be considered an overestimate given the problems associated with ileal intubation.

Table 4: Results from Beaugerie *et al* (1990)

Study Groups		Dosage	Results	
			Faecal Excretion	Small Intestine Absorption
Six subjects were grouped into pairs and rotated through each of the test solutions in a different order.	Control (sucrose) solution	30 g sucrose/day given as 3 equal doses 100 mL water each	0.2% of ingested sucrose	79 \pm 4% ingested sucrose
	Maltitol solution	57 g maltitol/day given as 3 equal doses 100 mL water each	None of the ingested maltitol was excreted	75% ingested maltitol (90% digested, 64% resulting sorbitol absorbed)
	Lycasin (contains 52.5% w/w maltitol) solution	36.2 g maltitol/day given as 3 equal doses of 11.5 g Lycasin in 100 mL water	0.1% of ingested maltitol	70% ingested maltitol (86% digested, 64% resulting sorbitol absorbed)

3.2.2.4 Portal Vein Assessments

Portal vein assessments measure the blood travelling from the intestine to the liver via the portal vein, and compare its composition to blood from other arterial sources (e.g. the carotid artery), allowing for a direct determination of a polyol's absorption via the small intestine. This technique also avoids the merger between small and large intestine digestion experienced by labelled polyol studies, as small and large intestine metabolites can be differentiated in serum analyses. However, this study technique is restricted to animals due to its invasive nature, and therefore the results may have limited application to humans.

Rèrat *et al* (1991; 1993) have assessed the small intestine absorption of maltitol via the portal vein in pigs. The results are located in Table 4 below. Because these two studies used test solutions/diets that contained additional sources of glucose to that of maltitol, it has been assumed that the additional source was completely digested to glucose and absorbed in the small intestine over the test period. The results have been adjusted to reflect this assumption.

The results of the two pig studies show higher small intestine absorption percentages of ingested maltitol than is reported with other study techniques. These higher results may reflect the longer transit of food through the small intestine of pigs (Rerat *et al.*, 1993), although it is also reported that pig digestion is a good model for human digestive processes (Argenzio and Stevens 1984).

Table 5: Results from Portal Vein Assessments

Study	Study grouping	Dosage	Small Intestine Absorption (% ingested dose)			
			Glucose Absorption	Sorbitol Absorption	Adjusted Total Maltitol Absorption	
Rèrat <i>et al</i> (1991)	4 pigs were given one of the two test solutions as a duodenal infusion. Portal vein and carotid arterial blood samples collected over 8 hours. Procedure was repeated with the other solution.	Maltose solution	400g syrup: 45.2% w/w non-maltose sources of glucose, and 54.6% w/w maltose	78.8	25	-
		Maltitol solution	400g syrup: 39/8% w/w non-maltitol sources of glucose, and 54.2% w/w maltitol and 6% w/w free sorbitol	78.1	7.2	27.3
Rèrat <i>et al</i> (1993)	5 pigs were randomly fed one of the two test diets. Portal vein and carotid arterial blood samples collected over 8 hours. Procedure was repeated with the other diet.	Maltose Diet	757g of a feed containing 21.1% w/w cornstarch, and 53% w/w maltose	66.8	-	-
		Maltitol Diet	757g of a feed containing 21.1% w/w cornstarch, and 53% w/w maltitol	51.6	20.6	57.7

3.2.3 Calculation of the Percentage of Maltitol Absorbed from the Small Intestine

Labelled polyol studies and portal vein assessments have been used to calculate the percentage of maltitol absorbed from the small intestine; the potential for inaccurate results makes breath hydrogen and ileal intubation studies unsuitable for this purpose. However, studies using the later techniques do indicate that a significant proportion of maltitol is fermented in the large intestine, a factor that is not reflected by the 80% small intestinal absorption value originally used to develop the current ME for maltitol in the Code.

On the basis of labelled maltitol studies, a small intestinal absorption value between 18-42% ingested maltitol can be assigned. The results reported in Table 2 over a small intestine transit time of two hours were used to derive this range of values. The portal vein assessments (Table 5) reveal similar small intestinal absorption values of 27.3% and 57.7% ingested maltitol. Therefore, a range of 18-58% will be assigned to the small intestinal absorption of maltitol. Results from animal studies contributed to the upper end of this range, and their potential to overestimate small intestine absorption has been noted in the final calculation of a ME for maltitol.

The range of **18-58%** of ingested maltitol has been assigned to intestinal absorption. Consequently, **42-82%** of ingested maltitol is available for fermentation.

3.3 Energy Lost in Faeces (FE)

As specified under FSANZ Guidelines, FE refers to the amount of energy that is lost due to faecal excretion. FE can be assessed as a whole, or as the following sub-components that are summed together:

- uFE – the energy lost through excretion of the ingested substance in faeces unchanged,
- mFE – the energy lost in microbial mass through fermentation, and
- oFE – the energy lost through short chain fatty acids that escape large intestinal absorption.

In calculating an ME of 11.6 kJ/g for maltitol, the Applicant has broken FE into its three components, requesting that uFE and oFE be set at 0% of fermented maltitol, and mFE set at 30% of fermented maltitol (the default values specified FSANZ Guidelines).

FSANZ has identified five studies that can supply information on FE (Beaugerie *et al.*, 1990; Lian-Loh *et al.*, 1982; Rennhard and Bianchine 1976; Secchi *et al.* (1986); Wursch *et al.*, 1990). Because the study by Beaugerie *et al.* (1990) is based on ileal intubation, the results cannot be considered accurate enough for establishing an FE. Therefore, four studies have been used to determine the FE for maltitol; the results of these studies are provided in Table 6 below.

The four available studies show that small but detectible amounts of maltitol and its digestive by-products are excreted into the faeces. A rat study by Lian-Loh *et al.* (1982), and a human study by Secchi *et al.* (1986) used direct chemical assessment of maltitol and sorbitol in faeces, and report 0.003-0.06% and 0.8% of ingested maltitol is excreted via this route respectively. Studies that measure the distribution of labelled carbon report that 3.4-12.7% (rats and mice), and 19.4% (humans) of ingested ¹⁴C was excreted into the faeces.

The studies by Lian-Loh *et al.* (1982) and Secchi *et al.* (1986) quantify uFE, as it directly measures the quantity of ingested maltitol that is excreted unchanged into the faeces. However, the labelled carbon studies only quantify FE as a whole, because there was no further chemical analysis of the faeces to determine the form of excreted ¹⁴C.

None of the four studies supply data for the calculation of oFE, and the default value of 0% can therefore be applied.

If uFE is set at a maximum of 0.8% based on the study by Secchi *et al.*, then the default value for mFE must be used to complete the calculation of FE, as none of the four studies directly measure the microbial excretion of ingested maltitol. A default value of 30% is provided for mFE in the FSANZ Guidelines, however this value was based on a review article by Livesey (1992), which indicates that the 30% applies to non-starch polysaccharides (i.e. dietary fibre) and 20% for polyols.

Table 6: Results form Studies Assessing the Faecal and Urinary Excretion of Maltitol

Study	Test Period	Study Design and Grouping		Dosage	Unadjusted Results (% ingested dose)		Adjusted Results for Labelled Tracer Studies (% ingested ¹⁴ C)		
					Faecal Excretion	Urinary Excretion	¹⁴ C from all sources	Adjusted ¹⁴ C Faecal Excretion	Adjusted ¹⁴ C Urinary Excretion
Human Studies									
Rennhard and Bianchine (1976)*	24 hours	Single administration study. n=4		10 g [U- ¹⁴ C]-maltitol/kg bw in 20% maltitol solution	4.9% ingested ¹⁴ C	3.6	58	19.4	6.2
Secchi <i>et al.</i> (1986)	5 days	Randomised Controlled Crossover trial. n=8	Isocaloric diet (control),		0.0	0.0	-	-	-
			Isocaloric diet + sucrose,	30g sucrose in 180 mL water	0.0	0.0	-	-	-
			Isocaloric diet + maltitol	30g maltitol in 180 mL water	0.8	0.2	-	-	-
Rat/Mice Studies									
Lian-Loh <i>et al</i> (1982)	24 hours	Paired comparison, single administration trial (rats).	lycasin n=3	1.0 g maltitol in 4 mL of water	0.04	0.53	-	-	-
			maltitol n=3	2 g maltitol in 4 mL of water	0.005	0.13	-	-	-
		Paired comparison, single administration trial (rats).	lycasin n=6	0.5 g maltitol in 4 mL of water	0.01	0.4	-	-	-
			maltitol n=6	1 g maltitol in 4 mL of water	0.003	0.01	-	-	-
		Paired comparison, single administration trial.	germ-free rats, maltitol n=6	2 g maltitol in 4 mL of water	0.06	0.03	-	-	-
			regular rats, maltitol n=6	2 g maltitol in 4 mL of water	0.005	0.02	-	-	-
Würsch <i>et al</i> (1990)	48 hours	Comparison, single administration trial.	Male Sprague-Dawley rats, n=3	5.6 mg [U- ¹⁴ C]-maltitol + 33.6 mg maltitol in 50 mg/mL solution	11.7±1.2 ingested ¹⁴ C	4.2±0.4 ingested ¹⁴ C	92	12.7	4.6
			Female regular mice, n=4	5.6 mg [U- ¹⁴ C]-maltitol + 5 mg maltitol as a 10 mg/mL solution	3.2±1.1% ingested ¹⁴ C	5.9±0.8 ingested ¹⁴ C	95.5	3.4	6.2
			Female germ-free mice, n=4	5.6 kBq [U- ¹⁴ C]-maltitol + 4.5 mg maltitol as a 10 mg/mL solution	7.3±0.1% ingested ¹⁴ C	10.7±1.1 ingested ¹⁴ C	98	7.5	10.9

* Rennhard and Bianchine (1976) also examined labelled ¹⁴C distribution in rats and dogs, however these results are not included, as there was not assessment of CO₂ excretion by animal subjects (except for one of the five rat subjects).

To clarify the correct mFE value for polyols (and thus maltitol), FSANZ contacted **Dr Livesey** prior to releasing the Draft Assessment to determine whether the values in his 1992 paper were still valid. **Dr Livesey** has indicated that material on the energy loss of ingested polyols into microbial mass was very preliminary at the time of his 1992 paper (Livesey 2004). A direct assessment of microbial energy loss in studies since 1992 indicate that mFE equates to 30% of the energy available for fermentation. Indirect assessment puts this figure at 40% of the energy available for fermentation, although such assessments assume a standard value for other energy equation components (e.g. UE, GaE), and may therefore be less precise than direct assessments.

In his submission to the Draft Assessment, **Dr Livesey** also cited Sinaud et al. (2002), which reports that the mFE of maltitol is equivalent to 30% of ingested maltitol, although only in conjunction with a small intestinal absorption of 40% ingested maltitol. The small intestinal absorption has been assessed as ranging between 18-52% (see Section 3.2 above), and therefore **Dr Livesey's** comments on Sinaud *et al.* (2002) provide further indication that the 30% default mFE is a valid figure.

Summing the individual components of FE together produces a total FE of 31% of the maltitol that is available for fermentation (i.e. uFE = 0.8%, mFE = 30%, and oFE = 0%).

The value for FE has been assigned as 31% of fermented maltitol .
--

3.4 Percentage of Maltitol Excreted into Urine

UE is derived using the percentage of ingested maltitol excreted into urine multiplied by GE.

FSANZ has identified five studies (Lian-Loh *et al.*, 1982; Oku *et al.*, 1991; Rennhard and Bianchine 1976; Secchi *et al.* (1986); Wursch *et al.*, 1990) that provide information on UE, the same four studies that were used to determine FE in Section 3.3 above. The urinary excretion results of these five studies are provided in Table 6, and indicate that only small amounts of ingested maltitol appear in the urine.

At Draft Assessment, FSANZ used results of the labelled carbon studies to provide a UE of 3.6-6.2% ingested maltitol, as they identified full excretion of metabolised maltitol into the urine regardless of its excreted form. However, **Dr Livesey**, **AFGC**, and **Dr Bär** commented that this approach was unrealistic if only 10% of maltitol could be absorbed from the small intestine. **Dr Livesey** also mentioned that UE was likely zero because:

- studies show that maltitol and sorbitol are almost completely metabolised once they are absorbed from the small intestine; and
- there are forms of labelled carbon that may enter the urine and which do not represent an energy loss (e.g. bicarbonate and urea) (Elia *et al.*, 1992; Elia *et al.*, 1995; Fuller *et al.*, 2000).

The second of **Dr Livesey's** comments is particularly important, as it brings into doubt the accuracy of the UE figures obtained from labelled tracer studies. Because of this potential confounder with labelled tracer studies, FSANZ has decided that their UE results will not be given weight at Final Assessment.

Therefore the results from Secchi *et al.* (1986) and Lian-Loh *et al.* (1982) take precedence in the calculation of UE, and indicate that virtually no ingested maltitol is excreted into the urine, consistent with the comments made by submitters.

A value of **0% of ingested maltitol** has been assigned to the percentage of energy excreted into the urine.

3.5 Energy Lost in Gases from Large Intestine Fermentation (GaE) and Energy Content of Waste Products Lost from Surface Areas (SE)

No scientific information on GaE or SE has been identified to suggest that the default values provided in FSANZ Guidelines are inappropriate.

GaE and SE will be assigned values of **5% of fermented maltitol** and **0 kJ/g of ingested maltitol** respectively as specified in FSANZ Guidelines.

3.6 Calculation of the Metabolisable Energy for Maltitol

The components in the equation for ME are derived as follows:

- GE = 17 kJ/g ingested maltitol
- FE = % ingested maltitol available for fermentation x 0.31 (31%) x GE
- UE = 0 kJ /g ingested maltitol
- GaE = % ingested maltitol available for fermentation x 0.05 (5%) x GE
- SE = 0 kJ /g ingested maltitol

As a range of values can be obtained for percentage of maltitol available for fermentation (42-82%), the calculation of ME produces a range of values as listed in Table 7.

Table 7: Calculation of ME using the range of percentages for UE and availability of maltitol for fermentation

Calculation Sub-factor	GE	FE	UE	GaE	SE	ME
Percentage maltitol available for Fermentation = 42%	17	2.31	0	0.36	0	14.33
Percentage maltitol available for Fermentation = 82%	17	4.35	0	0.70	0	11.95

All values are in kJ/g ingested maltitol

The mean of the 11.95-14.33 kJ/g range is 13.14 kJ/g, which rounds to 13 kJ/g.

The wide range of maltitol's ME reflects the level of uncertainty that exists in available scientific literature. The greatest uncertainty is associated with the percentage of maltitol digested and absorbed within in the small intestine, and thus the amount of maltitol made available for fermentation.

The highest values for this percentage (58% of ingested maltitol) were derived from studies on pigs that may have overestimated the small intestinal absorption of maltitol in humans.

Dr Bär indicated in his submission that this overestimate could have occurred due to the use of an impure maltitol dose, although FSANZ is aware that the pig studies (Rerat *et al.* 1991; Rerat *et al.* 1993) adjusted for this impurity. Nevertheless, if these studies are excluded from consideration, the range of small intestinal absorption percentages reflects those identified in human studies; i.e. 18-42%, a 16% reduction from the maximum found in pigs. Using this range instead of the 18-58% in Table 7 produces a mean ME of 12.67 kJ/g, which is also rounded to 13 kJ/g. Therefore, the potential for overestimation of small intestinal absorption by pig studies has no impact on the final ME calculation for maltitol.

4. Conclusion

The metabolisable energy factor for maltitol has been revised since Draft Assessment on the basis of new information provided by submitters. Therefore, the most accurate metabolisable energy value for maltitol is considered to be **13 kJ/g**.

Reference List

1. Argenzio, R.A. and Stevens, C.E. (1984) The large bowel--a supplementary rumen? *Proc Nutr Soc* **43**(1):13-23.
2. Beaugerie, L., Flourie, B., Marteau, P., Pellier, P., Franchisseur, C. and Rambaud, J.C. (1990) Digestion and absorption in the human intestine of three sugar alcohols. *Gastroenterology* **99**(3):717-723.
3. Beaugerie, L., Flourie, B., Pellier, P., Achour, L., Franchisseur, C. and Rambaud, J.C. (1991) [Clinical tolerance, intestinal absorption, and energy value of four sugar alcohols taken on an empty stomach]. *Gastroenterol Clin Biol* **15**(12):929-932.
4. Bornet, F.R. (1994) Undigestible sugars in food products. *Am J Clin Nutr* **59**(3 Suppl):763S-769S.
5. Dutch Nutrition Council (1987) *The Energy Value of Sugar Alcohols: recommendations of the Committee on Polyalcohols*. Voedingsraad, The Hague.
6. Elia, M., Fuller, N.J. and Murgatroyd, P.R. (1992) Measurement of bicarbonate turnover in humans: applicability to estimation of energy expenditure. *Am J Physiol* **263**(4 Pt 1):E676-E687.
7. Elia, M., Jones, M.G., Jennings, G., Poppitt, S.D., Fuller, N.J., Murgatroyd, P.R. and Jebb, S.A. (1995) Estimating energy expenditure from specific activity of urine urea during lengthy subcutaneous NaH₁₄CO₃ infusion. *Am J Physiol* **269**(1 Pt 1):E172-E182.
8. Ellwood, K.C. (1995) Methods available to estimate the energy values of sugar alcohols. *Am J Clin Nutr* **62**(5 Suppl):1169S-1174S.
9. FAO. (1992) Compendium of Food Additive Specifications. *FAO Food and Nutrition Paper Series* **52**(2):203-204.
10. FAO. (2003) Food Energy: Methods of Analysis and Conversion Factors. *FAO Food and Nutrition Paper Series* **77**:22-31.
11. Felber, J.P., Tappy, L., Vouillamoz, D., Randin, J.P. and Jequier, E. (1987) Comparative study of maltitol and sucrose by means of continuous indirect calorimetry. *JPEN J Parenter. Enteral Nutr* **11**(3):250-254.
12. Foster-Powell, K., Holt, S.H. and Brand-Miller, J.C. (2002) International table of glycemic index and glycemic load values: 2002. *Am J Clin Nutr* **76**(1):5-56.
13. FSANZ (2003) *Guidelines for the derivation of energy factors for specific food components not already listed in Standard 1.2.8*. <http://www.foodstandards.gov.au/standardsdevelopment/informationforapplic559.cfm> . Accessed on 30 September 2004.
14. Fuller, N.J., Harding, M., McDevitt, R., Jennings, G., Coward, W.A. and Elia, M. (2000) Comparison of recoveries in breath carbon dioxide of H₁₃CO₃ and H₁₄CO₃ administered simultaneously by single 6 h constant unprimed intravenous infusion. *Br J Nutr* **84**(3):269-274.

15. Gilani, S. (2004) Letter to Ruth.Charrondiere@fao.org.
16. Health Canada (2003) *Guide to Food Labelling and Advertising*. <http://www.inspection.gc.ca/english/fssa/labeti/guide/toce.shtml> . Accessed on 30 September 2004.
17. Kearsley, M.W., Birch, G.G. and Lian-Loh, R. (1982) The Metabolic fate of Hydrogenated Glucose Syrups. *Starch/Stärke* **34**(8 Suppl):279-283.
18. Langkilde, A.M., Andersson, H., Schweizer, T.F. and Wursch, P. (1994) Digestion and absorption of sorbitol, maltitol and isomalt from the small bowel. A study in ileostomy subjects. *Eur J Clin Nutr* **48**(11):768-775.
19. Lian-Loh, R., Birch, G.G. and Coates, M.E. (1982) The metabolism of maltitol in the rat. *Br J Nutr* **48**(3):477-481.
20. Livesey, G. (1992) The energy values of dietary fibre and sugar alcohols for man. *Nutrition Research Reviews* **5**:61-84.
21. Livesey, G. (2002) Functional attributes of foods not diets will enable consumer choice. In: Palou, A., Bonnet, M.L., and Serra, F. eds. *Study on Obesity and Functional Foods in Europe, Cost Action 918*. European Commission, Brussels, pp366-373.
22. Livesey, G. (2003) Health potential of polyols as sugar replacers, with emphasis on low glycaemic properties. *Nutrition Research Reviews* **16**(2):163-191.
23. Livesey, G. (2004) *Biomass and energy from polyols in vivo*. In: Norfolk. eds. www.inlogic.co.uk . Independent Nutrition Logic Ltd. Accessed on 30 September 2004.
24. Livesey, G., Johnson, I.T., Gee, J.M., Smith, T., Lee, W.E., Hillan, K.A., Meyer, J. and Turner, S.C. (1993) Determination of sugar alcohol and Polydextrose absorption in humans by the breath hydrogen (H₂) technique: the stoichiometry of hydrogen production and the interaction between carbohydrates assessed in vivo and in vitro. *Eur J Clin Nutr* **47**(6):419-430.
25. LSRO (1994) *The Evaluation of the Energy of Certain Sugar Alcohols used as Food Ingredients*. Federation of American Societies for Experimental Biology, Bethesda.
26. LSRO (1999) *Evaluation of the Net Energy Value of Maltitol*. Federation of American Societies for Experimental Biology, Bethesda.
27. Nguyen, N.U., Dumoulin, G., Henriet, M.T., Berthelay, S. and Regnard, J. (1993) Carbohydrate metabolism and urinary excretion of calcium and oxalate after ingestion of polyol sweeteners. *J Clin Endocrinol Metab* **77**(2):388-392.
28. Oku, T., Akiba, M., Lee, M.H., Moon, S.J. and Hosoya, N. (1991) Metabolic fate of ingested [14C]-maltitol in man. *J Nutr Sci Vitaminol.(Tokyo)* **37**(5):529-544.
29. Oku, T., Him, S.H. and Hosoya, N. (1981) Effect of Maltose and Diet Containing Starch on Maltitol Hydrolysis in Rat. *J Japan Soc Food Nutr* **34**(2):145-151.
30. Pallikarakis, N., Sphiris, N. and Lefebvre, P. (1991) Influence of the bicarbonate pool and on the occurrence of ¹³CO₂ in exhaled air. *Eur J Appl Physiol Occup.Physiol* **63**(3-4):179-183.
31. Pelletier, X., Hanesse, B., Bornet, F. and Debry, G. (1994) Glycaemic and insulinaemic responses in healthy volunteers upon ingestion of maltitol and hydrogenated glucose syrups. *Diabete Metab* **20**(3):291-296.
32. Read, N.W., Al Janabi, M.N., Bates, T.E. and Barber, D.C. (1983) Effect of gastrointestinal intubation on the passage of a solid meal through the stomach and small intestine in humans. *Gastroenterology* **84**(6):1568-1572.
33. Rennhard, H.H. and Bianchine, J.R. (1976) Metabolism and caloric utilization of orally administered maltitol-14C in rat, dog, and man. *J Agric.Food Chem* **24**(2):287-289.
34. Rerat, A., Giusi-Perier, A. and Vaissade, P. (1993) Absorption balances and kinetics of nutrients and bacterial metabolites in conscious pigs after intake of maltose- or maltitol-rich diets. *J Anim Sci* **71**(9):2473-2488.
35. Rerat, A., Vaissade, P. and Vaugelade, P. (1991) Comparative digestion of maltitol and maltose in unanesthetized pigs. *J Nutr* **121**(5):737-744.

36. Secchi, A., Pontiroli, A.E., Cammelli, L., Bizzi, A., Cini, M. and Pozza, G. (1986) Effects of oral administration of maltitol on plasma glucose, plasma sorbitol, and serum insulin levels in man. *Klin. Wochenschr.* **64**(6):265-269.
37. Sinaud, S., Montaunier, C., Wils, D., Verne, J., Brandolini, M., Bouteloup-Demange, C. and Vermorel, M. (2002) Net energy value of two low-digestible carbohydrates, Lycasin HBC and the hydrogenated polysaccharide fraction of Lycasin HBC in healthy human subjects and their impact on nutrient digestive utilization. *Br J Nutr* **87**(2):131-139.
38. Storey, D.M., Koutsou, G.A., Lee, A., Zumbo, A., Olivier, P., Le Bot, Y. and Flourie, B. (1998) Tolerance and breath hydrogen excretion following ingestion of maltitol incorporated at two levels into milk chocolate consumed by healthy young adults with and without fasting. *J Nutr* **128**(3):587-592.
39. Strocchi, A., Corazza, G., Ellis, C.J., Gasbarrini, G. and Levitt, M.D. (1993) Detection of malabsorption of low doses of carbohydrate: accuracy of various breath H₂ criteria. *Gastroenterology* **105**(5):1404-1410.
40. Tamura, Y., Furuse, M., Matsuda, S., Shimizu, T. and Okumura, J. (1991) Energy Utilization of Sorbose in Comparison with Maltitol in Growing Rats. *J Agric.Food Chem* **39**:732-735.
41. Tsuji, Y., Furuse, M., Matsuda, S., Shimizu, T. and Okumura, J. (1990) Energy Evaluation of Sorbitol and Maltitol in Healthy Men and Rats. In: Hosoya, N. eds. *Proceedings of the International Symposium on Caloric Evaluation of Carbohydrates*. Research Foundation for Sugar Metabolism, Tokyo, pp77-90.
42. United States Code of Federal Regulations. (2004) Nutrition Labelling of Food. **21CFR 101.9 (c)(1)(i)** http://www.access.gpo.gov/nara/cfr/waisidx_04/21cfr101_04.html. Accessed on 26 November 2004.
43. Warwick, P. (1996) *Consultancy report: assessing the appropriate basis for derivation of energy values for use in Standard R2 - Low Joule Foods*. Australia New Zealand Food Authority, Canberra.
44. Wursch, P., Koellreutter, B., Getaz, F. and Arnaud, M.J. (1990) Metabolism of maltitol by conventional rats and mice and germ-free mice, and comparative digestibility between maltitol and sorbitol in germ-free mice. *Br J Nutr* **63**(1):7-15.
45. Wursch, P., Koellreutter, B. and Schweizer, T.F. (1989) Hydrogen excretion after ingestion of five different sugar alcohols and lactulose. *Eur J Clin Nutr* **43**(12):819-825.
46. Wursch, P. and Schweizer, T. (1987) Sugar substitutes and their energy value for the human body. *Dtsch.Zahnarztl.Z* **42**(10 Suppl 1):S151-S153.
47. Wutzke, K.D., Heine, W.E., Plath, C., Leitzmann, P., Radke, M., Mohr, C., Richter, I., Gulzow, H.U. and Hobusch, D. (1997) Evaluation of oro-coecal transit time: a comparison of the lactose-[13C, 15N]ureide 1. *Eur J Clin Nutr* **51**(1):11-19.
48. Zunft, H.J., Schulze, J., Gartner, H. and Grutte, F.K. (1983) Digestion of maltitol in man, rat, and rabbit. *Ann Nutr Metab* **27**(6):470-476.

Application A537 – Reduction in the Energy Factor for Maltitol Summary of Submissions to the Draft Assessment Report

LIST OF SUBMITTERS

A public consultation period occurred from the 20 October 2004 to 1 December 2004 for the Draft Assessment. During this period, 10 separate submissions were received:

- Australian Food and Grocery Council (AFGC)
- Cadbury Schweppes Pty Ltd
- Confectionery Manufacturers of Australasia Ltd (CMA)
- Dietitians Association of Australia (DAA)
- Food Technology Association of Victoria
- Dr Geoffery Livesey (Independent Nutrition Logic)
- Nestlé Australia Ltd
- New Zealand Food Safety Authority
- Palatanit GmbH
- Victorian Department of Human Services

COMMENTS ON THE REGULATORY OPTIONS FOR APPLICATION A537

At Draft Assessment, the following two regulatory options were identified:

Option 1: Maintain the status quo by continuing to assign an energy factor of 16 kJ/g to maltitol.

Option 2: Amend the Table to subclause 2(2) of Standard 1.2.8 by reducing the energy factor for maltitol to 12 kJ/g.

Eight submitters to the Draft Assessment Report supported Option 2, with **Dr Livesey** and **Palatinit** stating that they did not support either option. Four of the ten submitters also provided the following statements in concert with their positions:

Submitter	Comments
AFGC	The proposed energy factor for maltitol of 12 kJ/g would appear to be appropriate, given that this value is more consistent with other overseas energy factors.
CMA	CMA supports Option 2 to ensure that the energy value assigned to maltitol is the most appropriate, and that any potential overestimation of energy contents is removed.
DAA	Maltitol should be assigned the correct energy factor so that consumers and health professionals can make informed choices on the energy content of foods.
Palatinit	Palatinit respectfully asks FSANZ to reconsider the proposed energy factor for maltitol. The designation of most accurate energy factors is in the interest of all partners involved, FSANZ, consumers, ingredient suppliers and the user industry.

OTHER COMMENTS ON THE DRAFT ASSESSMENT FOR APPLICATION A537

Australian Food and Grocery Council

Issue	Comments
Energy Factor Calculations for Maltitol	<ul style="list-style-type: none"> • The AFGC supports the process used to first critique literature on maltitol, and then to calculate an energy factor. • The process reflects the need for food standards to be based on risk analysis using the best available scientific evidence.
Safety Assessment	<ul style="list-style-type: none"> • Support was provided for the conclusion of FSANZ’s safety assessment for Application A537, that the potential increase in consumption of maltitol poses no new public health and safety risks.
Reduced and Low Joule Claims	<ul style="list-style-type: none"> • It was mentioned that much has been made of the potential to make reduced and low joule energy claims with a lower maltitol energy factor. • Lowering the energy factor for maltitol by 4 kJ/g will make it 2 kJ/g lower than sorbitol and xylitol, and still make this value 1 kJ/g, 3 kJ/g and 11 kJ/g higher than lactitol, mannitol, and erythritol respectively. • Energy factors alone are not why all of the substances in the Table to subclause 2(2) of Standard 1.2.8 are used. Functionality in the food matrix, organoleptic properties and convenience of use are also important.
Advisory Statement on Laxative Effects	<ul style="list-style-type: none"> • The AFGC supports the advisory statement on laxative effects being used as a risk management tool for maltitol.
Cost-benefit analysis	<ul style="list-style-type: none"> • It was mentioned that in some cases, manufacturers would experience a potential benefit from making low/reduced joule claims on foods, a benefit that will outweigh labelling costs. • However, in other cases, manufacturers will have to change labels even though their products may already carry low/reduced joule claims.
Transition and stock-in-trade	<ul style="list-style-type: none"> • The AFGC reiterates the request that was made to the Initial Assessment report, that an extended stock-in-trade provision be provided for the proposed amendments beyond those currently permitted in Standard 1.1.1. • It is recommended that in addition to the one-year introductory provision located in Standard 1.1.1, an additional one-year period be provided for foods that have a shelf life of more than 12 months. • The AFGC mentioned the following reasons for extending stock-in-trade provisions: <ul style="list-style-type: none"> - Labelling decisions cannot be made until the gazettal of the proposed amendment, as there is always the possibility that the Australia New Zealand Food Regulation Ministerial Council will request a review or ultimately reject the proposed amendment. - Manufacturers will be required to use up or waste stocks of labels within the space of 12 months, and labelled stock must be cleared through trade or else recalled/withdrawn. - A one-year transition is adequate for short shelf life products, but not for long shelf life products, especially seasonal varieties.

Cadbury-Schweppes Pty Ltd

No further comments were made outside of those on the proposed regulatory options for Application A537.

Confectionery Manufacturers of Australasia Ltd

Issue	Comments
Cost-benefit Analysis	<ul style="list-style-type: none"> Label changes are costly, however to knowingly mislead consumers would be inappropriate.
Transition and stock-in-trade	<ul style="list-style-type: none"> CMA suggests a two-year phase-in period for manufacturers to adopt changes in nutrition information panels, and thus minimise the cost burden associated with labelling changes.

Dietitians Association of Australia

Issue	Comments
Safety Assessment	<ul style="list-style-type: none"> A reduced energy factor for maltitol will make this substance more attractive for use in the development of reduced/low joule foods. Therefore, the DAA is concerned about the potential increase in exposure to maltitol, and its concomitant effects on bowel health. DAA recommends an assessment of the level of exposure to maltitol.
Reduced and Low Joule Claims	<ul style="list-style-type: none"> DAA is concerned that health claims, if approved, have the potential to mislead the public if they are made in association with maltitol. As maltitol contains 75% of the energy value of starch and sugars, maltitol-containing products are 'reduced' rather than 'low' in kilojoules when compared to the reference food. DAA recommends restrictions on claims that can be placed on the labels of foods containing maltitol.

Food Technology Association of Victoria

No further comments were made outside of those on the proposed regulatory options for Application A537.

Dr Geoffery Livesey (Independent Nutrition Logic)

Issue	Comments
The Energy Factor Calculation for Maltitol	<ul style="list-style-type: none"> The 12 kJ/g value improves the accuracy of the energy factor for maltitol, however Dr Livesey believes this value is an over-correction by 1 kJ/g or more. Dr Livesey disagrees with the statistical approach used to derive a 12 kJ/g energy factor, and views this value as inaccurate. <ul style="list-style-type: none"> Averaging the extreme values of 10-42% fermentation and 3.6-6.2% urinary energy (UE) in only uses two studies, one for each of the extremes. The performance of the H₂/labelled CO₂ disposition method of Oku <i>et al.</i> (1991) was not much better than the intubation method of Beaugerier <i>et al.</i> (1990), and both gave values that were several standard deviations above or below the mean (or median) of the remainder, in which case these are outliers. Dr Livesey cites seven different study approaches in determining his own energy factor for maltitol (Beaugerier <i>et al.</i>, 1990; Felber <i>et al.</i>, 1987; Livesey <i>et al.</i>, 1993; Livesey 2003; Oku <i>et al.</i>, 1991; Sinaud <i>et al.</i>, 2002) (two approaches from (Livesey 2003)). If Oku <i>et al.</i> (1991) and Beaugerier <i>et al.</i> (1990) are rejected as outliers, then the remaining five study approaches give

Issue	Comments
	<p>a maltitol energy factor of 13.1 kJ/g, with a standard deviation of 0.21 kJ/g.</p> <ul style="list-style-type: none"> - If all seven study approaches are considered, then the energy factor for maltitol equals 13.27 kJ/g with a standard deviation of 1.25 kJ/g. - It is mentioned that FSANZ should have excluded both Oku <i>et al.</i> (1991) and Beaugerie <i>et al.</i> (1990) from the Draft Assessment calculations, thus rejecting equal numbers of outliers in each direction.
Individual Components of the Energy Factor Calculation for Maltitol	<ul style="list-style-type: none"> • Studies on faecal energy (FE) are consistent with 30% of fermented maltitol being released as biomass [into the faeces] (mFE), but only when 40% of maltitol is absorbed [in the small intestine] (Sinaud <i>et al.</i>, 2002). <ul style="list-style-type: none"> - Either 30% mFE is too high for maltitol or only approximately 40% of the maltitol is fermented. Dr Livesey stated that it cannot be both, and views a 40% small intestine absorption as the likely scenario. • If 10% of ingested maltitol is absorbed in the small intestine as claimed by the Applicant, then the assignment of 3.6-6.2% for UE must be questioned. <ul style="list-style-type: none"> - Dr Livesey stated that he does not accept a UE of more than 2% for any polyol unless it can be established what form the excreted energy is in (positive proof). - It should be noted that recovery of ¹⁴C bicarbonate in urine does not constitute an energy loss. No combustible energy is contained in this bicarbonate. • It needs to be recognised that a gaseous energy (GaE) of 5% is an upward rounded number.
Information supplied by the Applicant	<ul style="list-style-type: none"> • The (Oku <i>et al.</i>, 1991) study that underpins the LSRO report (LSRO 1999) was considered scientifically unsound by an earlier LSRO expert group (LSRO 1994). <ul style="list-style-type: none"> - The earlier LSRO process involved a large number of scientists and had representation from a wide range of stakeholders. The 1999 LSRO report lacks this credibility. - The American Diabetes Association, to whom the 1999 LSRO report was tabulated, adopted the maltitol energy factor from the 1994 report (Franz <i>et al.</i>, 2002). • Oku <i>et al.</i> (1991) found unusually low energy values for maltitol in animals using their labelled CO₂ method in comparison with more consistently higher values in three different studies with the same species of animal. • It is difficult to reconcile that 90% of maltitol is fermented in the large intestine when evidence suggests that maltitol has an average glycaemic response of 35% (derived from nine studies) (Livesey 2003). <ul style="list-style-type: none"> - The average glycaemic response of maltitol means that at least 35% of maltitol is absorbed in the small intestine. - Dr Livesey is aware of two human studies that have reported a glycaemic response of 26%, although he views these results as the product of intestinal hurry.

Issue	Comments
	<ul style="list-style-type: none"> - At maltitol doses more consistent with regular consumption, the glycaemic response is greater than 35%.
Overall Risk Assessment	The potential inaccuracy of the proposed 12 kJ/g energy factor invalidates the risk assessment made in the draft assessment, and places a high risk on the appearance of products in the market with misleading energy contents.
Energy factors (other than maltitol)	<ul style="list-style-type: none"> • If there is an advantage to the consumer from adopting a 12 kJ/g value for maltitol, then this can only be done by adoption of net metabolisable energy (NME) and downward revision of the energy factors for all other polyols. - A downward revision would be advantageous to manufacturers of polyols and polyol containing foods generally, and would provide the consumer relevant and meaningful information.

Nestlé Australia

No further comments were made outside of those on the proposed regulatory options for Application A537.

New Zealand Food Safety Authority

No further comments were made outside of those on the proposed regulatory options for Application A537.

Palatinit GmbH

Issue	Comments
The Energy Factor Calculation for Maltitol	<ul style="list-style-type: none"> • Palatinit disagrees with the conclusion that maltitol should be assigned an energy factor of 12 kJ/g. • FSANZ did not consider how its conclusion fits into what is laid down in the Code about other polyols and low digestible carbohydrates. Maltitol cannot be seen in isolation as it belongs to the chemical group of polyols. This is reflected in the LSRO report (1994), which covered all polyols in the same evaluation.
Individual Components of the Energy Factor Calculation for Maltitol	<ul style="list-style-type: none"> • Palatinit made comments that FSANZ had not adequately considered blood glucose response data for maltitol in its energy factor calculation. • It is mentioned that the increase in blood glucose levels after maltitol intake is a direct indication of the degree of hydrolysis and absorption. Blood glucose response data may underestimate the total energy provided, but it definitely does not overestimate it. • Livesey (2003) and Pelletier <i>et al.</i> (1994) were cited as showing that maltitol has a blood glucose response between 29-49% of ingested glucose. On this basis, Palatinit states that the small intestinal absorption of maltitol is at least 35%. <ul style="list-style-type: none"> - A 35% absorption value reflects a blood glucose response only. If sorbitol absorption is considered then this value would be higher. - A minimum of 35% is also consistent with findings by Livesey (2003), who estimated a 40% absorption for maltitol.

Issue	Comments
	<ul style="list-style-type: none"> • Palatinit indicates that the small intestinal absorption for isomalt is approximately 10%, and therefore the difference in isomalt and maltitol energy factors should be greater than 1 kJ/g. • A UE of 3.6-6.2% seems unusually higher and is more likely to be zero. If small intestinal absorption is set at 10%, then these UE values seem unrealistically high. • Palatinit recalculated the energy factor for maltitol on the basis of the following small intestinal absorption and UE figures: <ul style="list-style-type: none"> - A 40% small intestinal absorption and a UE of zero: 13.43 kJ/g; - A 25-49% small intestinal absorption and a UE of zero: 12.54-13.97 kJ/g; and - A 25-75% small intestinal absorption and a UE of zero: 12.54-15.39 kJ/g. • Taking the whole range given into account, the mean ME would result in an energy factor of 14 kJ/g.
Energy factors (other than maltitol)	<ul style="list-style-type: none"> • Maltitol has a significantly higher percentage of absorption compared to isomalt or lactitol. This difference in physiology is not sufficiently reflected, if isomalt and lactitol's energy factors are set at 11 kJ/g and maltitol is assigned 12 kJ/g. • Either the currently proposed energy factor for maltitol is too low or the current factors in the Code for e.g. isomalt and lactitol are too high and need to be revised in light of the current evaluation.

Victorian Department of Human Services

No further comments were made outside of those on the proposed regulatory options for Application A537.

MATERIAL RECEIVED FROM DR BÄR ON BEHALF OF THE APPLICANT

Due to the significance of the submitter comments on the energy factor calculations for maltitol, the Applicant was also given an opportunity to comment after the close of the public comment period. The Applicant therefore sought the assistance of **Dr Bär**, who provided the following comments in a written response.

Issue	Comments
The Energy Factor Calculation for Maltitol	<ul style="list-style-type: none"> • Dr Bär used a small intestinal absorption percentage of 18-35% to determine that the ME for maltitol has a range of 11.76-12.75 kJ/g. Dr Bär therefore recommended a rounded ME of 12 kJ/g for maltitol.
Individual Components of the Energy Factor Calculation for Maltitol	<ul style="list-style-type: none"> • The gross energy (GE) of 17 kJ/g for carbohydrates is a mean value, and individual carbohydrates can vary widely. The form of a carbohydrate, such as maltitol, can impact on the GE obtained from calorimetry studies. Hydrated forms tend to have lower GE values. Dr Bär recommended a GE of 16.5 kJ/g.

	<ul style="list-style-type: none"> • Dr Bär cited three studies that impact on the small intestinal digestion of maltitol: Felber <i>et al.</i> (1989), Secchi <i>et al.</i> (1986) and Slama (1989). <ul style="list-style-type: none"> - Felber <i>et al.</i> (1989) Secchi <i>et al.</i> (1986) and Slama (1989) measure the glycaemic index of maltitol, which Dr Bär used to calculate that 30% of maltitol is digested in the small intestine to glucose and sorbitol. - Dr Bär also stated that the absorption of sorbitol by the small intestine is 17.5% of ingested sorbitol, and therefore the maximum absorption of maltitol is 35% (30% glucose + 0.175 x 30% sorbitol). Mannitol absorption was used as a basis for the 17.5% sorbitol value. - With these results, and those of Tsuji <i>et al.</i> (1990), Dr Bär has calculated that 18-35% of ingested maltitol is absorbed in the small intestine. • Dr Bär mentioned that the purity of the maltitol used in studies can have a significant impact on the small intestinal absorption values that these studies report. The maltitol product used by Rerat <i>et al.</i> (1993), a study used by FSANZ to set a maximum small intestinal absorption of 58%, only contains 52% maltitol. • On the basis of Secchi <i>et al.</i> (1986), Dr Bär indicated that some maltitol is excreted unchanged in the faeces (uFE). This study indicates that 0.6-0.8% of ingested maltitol is excreted. • Dr Bär also mentioned that there is negligible amounts of maltitol excreted into the urine Secchi <i>et al.</i> (1986).
--	---

References Cited in Submissions and Dr Bär's Response

1. Beaugerie, L., Flourie, B., Marteau, P., Pellier, P., Franchisseur, C. and Rambaud, J.C. (1990) Digestion and absorption in the human intestine of three sugar alcohols. *Gastroenterology* 99(3):717-723.
2. Felber, J.P., Tappy, L., Vouillamoz, D., Randin, J.P. and Jequier, E. (1987) Comparative study of maltitol and sucrose by means of continuous indirect calorimetry. *JPEN J Parenter. Enteral Nutr* 11(3):250-254.
3. Franz, M.J., Bantle, J.P., Beebe, C.A., Brunzell, J.D., Chiasson, J.L., Garg, A., Holzmeister, L.A., Hoogwerf, B., Mayer-Davis, E., Mooradian, A.D., Purnell, J.Q. and Wheeler, M. (2002) Evidence-based nutrition principles and recommendations for the treatment and prevention of diabetes and related complications. *Diabetes Care* 25(1):148-198.
4. Livesey, G., Johnson, I.T., Gee, J.M., Smith, T., Lee, W.E., Hillan, K.A., Meyer, J. and Turner, S.C. (1993) Determination of sugar alcohol and Polydextrose absorption in humans by the breath hydrogen (H₂) technique: the stoichiometry of hydrogen production and the interaction between carbohydrates assessed in vivo and in vitro. *Eur J Clin Nutr* 47(6):419-430.
5. Livesey, G. (2003) Health potential of polyols as sugar replacers, with emphasis on low glycaemic properties. *Nutrition Research Reviews* 16(2):163-191.
6. LSRO (1999) *Evaluation of the Net Energy Value of Maltitol*. Federation of American Societies for Experimental Biology, Bethesda.
7. LSRO (1994) *The Evaluation of the Energy of Certain Sugar Alcohols used as Food Ingredients*. Federation of American Societies for Experimental Biology, Bethesda.
8. Nguyen, N.U., Dumoulin, G., Henriot, M.T., Berthelay, S. and Regnard, J. (1993) Carbohydrate metabolism and urinary excretion of calcium and oxalate after ingestion of polyol sweeteners. *J Clin Endocrinol Metab* 77(2):388-392.
9. Oku, T., Akiba, M., Lee, M.H., Moon, S.J. and Hosoya, N. (1991) Metabolic fate of ingested [¹⁴C]-maltitol in man. *J Nutr Sci Vitaminol.(Tokyo)* 37(5):529-544.
10. Pelletier, X., Hanesse, B., Bornet, F. and Debry, G. (1994) Glycaemic and insulinaemic responses in healthy volunteers upon ingestion of maltitol and hydrogenated glucose syrups. *Diabete Metab* 20(3):291-296.
11. Sinaud, S., Montanier, C., Wils, D., Verne, J., Brandolini, M., Bouteloup-Demange, C. and Vermorel, M. (2002) Net energy value of two low-digestible carbohydrates, Lycasin HBC and the hydrogenated polysaccharide fraction of Lycasin HBC in healthy human subjects and their impact on nutrient digestive utilization. *Br J Nutr* 87(2):131-139.

Summary of Submissions to the Initial Assessment Report

LIST OF SUBMITTERS

A public consultation period occurred from the 26 May 2004 to 12 July 2004 for the Initial Assessment of Application A537. During this period, 12 separate submissions were received by FSANZ. A list of the submitters commenting on the Initial Assessment Report is provided below.

<i>Submitter</i>	<i>Abbreviation</i>
• Australian Food and Grocery Council	AFGC
• Cadbury Schweppes Pty Ltd	
• Confectionary Manufacturers of Australasia Ltd	CMA
• Danisco Australia Pty Ltd	
• Dietitians Association of Australia	DAA
• Food Technology Association of Victoria	FTAV
• Dr Geoffrey Livesey (Independent Nutrition Logic Ltd)	
• Nestlé Australia Ltd	
• New Zealand Food Safety Authority	NZFSA
• Palatinit GmbH	
• Queensland Health	
• Roquette Frères (Applicant)	

COMMENTS ON THE REGULATORY OPTIONS FOR APPLICATION A537

At Initial Assessment, the following two regulatory options were identified:

Option 1: Maintain the status quo by continuing to assign an energy factor of 16 kJ/g to maltitol for the declaration of energy contents in nutrition information panels, and the eligibility of foods to carry low-joule or reduced joule claims.

Option 2: Amend the Table to subclause 2(2) of Standard 1.2.8 so that a reduced maltitol energy factor is used for the declaration of energy contents in nutrition information panels, and the eligibility of foods to carry low-joule or reduced joule claims.

Five of the 11 submitters (**Danisco Australia**, **DAA**, **Dr Geoffrey Livesey**, and **NZFSA**, **Queensland Health**) did not indicate a preferred regulatory option for Application A537. Of the remaining six submitters, the following positions were made:

Option	Submitters Supporting Option	Comments
1 – Maintain <i>Status Quo</i>	Palatinit	<ul style="list-style-type: none"> • Palatinit states that there is insufficient and inconsistent scientific evidence supporting the proposed reduction in the energy factor for maltitol.
2 – Include a reduced maltitol energy factor in the Table to subclause 2(2) of Standard 1.2.8	AFGC, Cadbury Schweppes, FTAV, Nestlé, Roquette Frères.	<ul style="list-style-type: none"> • The AFGC considers the Life Sciences Research Office (LSRO) review to be scientifically sound, and that the Oku <i>et al</i> 1991 study is solid evidence on which to base a review of the maltitol energy factor. • Nestlé stated that there seemed to be evidence for a reduction in the energy factor for maltitol, and therefore consumers should be informed of the lower energy intake for certain foods containing maltitol. • Roquette Frères mentioned that a reduced energy factor for maltitol will assist consumers to monitor their energy consumption.

Nestlé also stated that the reference to the eligibility of foods to carry low-joule or reduced joule claims should not be part of the regulatory options, as eligibility is an outcome of a reduction in maltitol’s energy factor and other components of the maltitol-containing food.

OTHER COMMENTS ON THE INITIAL ASSESSMENT FOR APPLICATION A537

Australian Food and Grocery Council

Issue	Comments
Cost-benefit analysis	<ul style="list-style-type: none"> • A change in the energy factor will result in significant costs due to label changes on maltitol containing foods. • The ‘attractiveness’ in using maltitol as a low energy carbohydrate would not be solely reliant on a reduction in the energy factor of about 3 kJ/g. • The AFGC mentioned that the energy factor alone is not why all of the substances in the Table to subclause 2(2) of Standard 1.2.8 are used. Functionality in the food matrix, organoleptic properties and convenience of use are also important.
Transition and stock-in-trade	<p>If the energy factor is accepted, the cost impact of the subsequent amendment could be reduced by permitting the use of:</p> <ul style="list-style-type: none"> • either energy factor for a long (5-year) introductory period, and • a generous stock-in-trade period (1 year generally, and 2 years for products with a shelf life > 1 year).

Cadbury Schweppes

Issue	Comments
Cost-benefit analysis	<ul style="list-style-type: none"> • There will be a cost from amending current labels of food containing maltitol, however the benefits from making low-joule/reduced joule claims may well outweigh these costs. • Lowering maltitol's energy factor to a level similar to other polyols would provide manufacturers with an alternative [to other polyols], and may also reduce manufacturing costs by increasing competition between polyol suppliers. • A manufacturer selects a polyol for use on the basis of its purchase cost, and the ability to make a claim that will differentiate their product from others in the same food category.
Low/reduced joule claims	<ul style="list-style-type: none"> • If maltitol's energy factor was lowered from current levels, then there is considerable scope for an increased number of foods to be manufactured with low-joule or reduced joule claims. • The current 16 kJ/g energy factor for maltitol does not permit manufacturers to make low/reduced joule claims.
Harmonisation of energy factors	<ul style="list-style-type: none"> • It would be appropriate to use of an energy factor for maltitol in line with other overseas countries. • The US and EU maltitol energy factors are well below the proposed 11.6 kJ/g. The US Calorie Control Council has allocated 8.8 kJ/g, while the EU has allocated 10 kJ/g. • What scientific evidence was used in the EU and US that permits the use of lower energy factors?

Confectionery Manufacturers of Australasia

Issue	Comments
Cost-benefit analysis	<ul style="list-style-type: none"> • The current use of maltitol in confectionery is relatively low by comparison with other polyols, and a reduced energy factor for maltitol is therefore likely to increase its attractiveness as a reduced energy ingredient. • Maltitol is suitable to a range of confectionery applications not traditionally pursued with other polyols, and so has the potential to expand the market of reduced energy confections. • Label changes are costly, however to knowingly mislead consumers would be inappropriate.
Labelling (general)	<p>The review of maltitol's energy factor will ensure that consumers are provided with the most accurate [labelling] information to make informed choices on the energy content of maltitol-containing foods.</p>
Harmonisation of energy factors	<ul style="list-style-type: none"> • International alignment of energy values should be considered where possible. • In the absence of Codex and inconsistent values across Europe, the USA and Canada, a consistent and scientifically robust approach [to domestic energy factors] is required.
Energy factors (other than maltitol)	<p>A review of energy factors for other polyols is supported if the scientific information supplied by the Applicant has wider implications for these values.</p>

Issue	Comments
Transition and stock-in-trade	A two-year phase-in period of the energy factor is recommended to allow for changes in nutrition information panels and to minimise costs to industry.

Danisco Australia

Issue	Comments
Energy factor for maltitol	<ul style="list-style-type: none"> • Material was submitted (Livesey 2003) indicating that the amount of maltitol absorbed in the small intestine is different to the 10% of ingested maltitol stated by the Applicant. • This material indicates that 45% of maltitol is absorbed in the small intestine, and that this value should therefore be used when reassessing the energy factor for maltitol.

Dietitians Association of Australia

Issue	Comments
Energy factors for maltitol	It would appear that at least for maltitol, FSANZ is not in agreement with all calculations accepted by the United States.
Labelling (general)	It is important that maltitol is assigned the most appropriate energy factor as determined by current scientific knowledge, so consumers and health professionals can use nutrition information panels to make informed choices on foods.
Energy factors (other than maltitol)	DAA requests a review of energy factors for other polyols listed in Table 2 to subclause 2(2) of Standard 1.2.8.

Dr Geoffrey Livesey

Issue	Comments
Energy factor for maltitol	<ul style="list-style-type: none"> • Option 1 includes an energy factor that is based on a carbohydrate availability derived from ‘unreliable studies’ that ‘need confirmation’. • The value supplied by the LSRO report is unreliable, as described in Livesey (2003). • Option 2 may imply acceptance of the LSRO maltitol report, with modification of the energy value on the basis of comment initiated by Dr Warwick (1996) [that metabolisable energy should form the basis of Australian and New Zealand energy factors]. • Interpretation of Oku <i>et al</i> 1991 at Initial Assessment fails to give due consideration to the lag in ¹⁴CO₂ production resulting from its equilibrium in the metabolic pool. Failure to treat the data in this respect would lead to an underestimation of carbohydrate availability from maltitol.
Harmonisation of energy factors	The energy factor [for maltitol] needs to be reviewed, not in isolation, but globally and in comparison with other polyols. Focus is needed on the critical factor – availability of energy via the small intestine.

Issue	Comments
Energy factors (other than maltitol)	<ul style="list-style-type: none"> • Net metabolisable energy (NME) need to be applied [to all Australian and New Zealand energy factors] in order to: <ul style="list-style-type: none"> - avoid industry misinforming the consumer; - be in accordance with scientific evidence; - enable utilisation of the scope of reduced energy foods that is realistically available, but is technically denied to manufacturers and consumers in Australia and New Zealand; and - this recommendation avoids adjustments to NME factors published in peer review journals, and would reduce energy factors for all polyols and related substances in Standard 1.2.8. • Tables AIII, I and II of FAO 2004 demonstrate very clearly that NME factors have to be taken into account in order to meet energy requirements. Any willingness to mislead consumers due to inadequate consideration of net metabolisable energy (NME) is a matter of considerable concern. • Regulatory scientists at Health Canada indicate that if NME factors are correct then they should be adopted (Gilani 2004), and a report by FAO (2003) did not dispute that NME factors were correct.
Information supplied in the Initial Assessment report	<ul style="list-style-type: none"> • The statement in Section 4.4 of the Initial Assessment report that most overseas factors are based on ME is ambiguous and misleading. In terms of the number of food components and ingredients, most factors worldwide are NME. Modern ingredients use energy factors based on modern views, while traditional macronutrients have factors based on views developed more than 100 years ago. • Attachment 1 to the Initial Assessment Report describes the calculation of energy availability from polyols in an incorrect manner. The calculation is incorrectly termed ‘true metabolisable energy’, which was abandoned as a measure of energy availability by the time of the final report [for Proposal P177 - Derivation of Energy Factors].

Nestlé Australia

Issue	Comments
Cost-benefit analysis	<ul style="list-style-type: none"> • Those manufacturers who see a benefit to informing consumers of a product’s reduced energy intake will change labels shortly after a reduced energy factor is gazetted. • Those that see no benefit because there is no significant change to the energy content of their products will only change the labels in a cost effective manner (such as when making other changes to labels).
Low/reduced joule claims	<ul style="list-style-type: none"> • It is not likely that manufacturers would be currently making reduced energy claims when using maltitol as there is only a small difference between the energy factors for maltitol and carbohydrate. • It may be that a reduced energy factor for maltitol will encourage some manufacturers to use energy claims, however this practice would only occur in compliance with the <i>Food Standards Code</i>.

Issue	Comments
Transition and stock-in-trade	Sufficient time is needed to make changes to nutrition information panels. Nestlé suggests a period of two years, as maltitol-containing foods would not necessarily undergo frequent labelling changes.

Palatinit

Issue	Comments
Energy factor for maltitol	<ul style="list-style-type: none"> • The assumption that maltitol is absorbed at 10% in the small intestine is incorrect, as demonstrated in blood glucose response data (Bornet 1994; Felber <i>et al.</i>, 1987; Kearsley <i>et al.</i>, 1982; Livesey 2003; Nguyen <i>et al.</i>, 1993; Pelletier <i>et al.</i>, 1994; Secchi <i>et al.</i>, 1986). • For isomalt, the small intestine absorption is about 10%. Comparing the blood glucose effects of isomalt and maltitol, the small intestinal absorption cannot be identical for the two polyols. • Palatinit mentioned that the LSRO conducted an assessment of energy factors in 1994 (LSRO 1994), and that the information reviewed in the 1999 maltitol report presented no new knowledge on caloric evaluation methodology to that reviewed by the LSRO expert panel in 1994. Palatinit also mentioned that maltitol manufacturers sponsored the 1999 report, while the Calorie Control Council sponsored the 1994 report. • The reliability of the results claimed in the LSRO report could be questioned, especially the weight given to the ¹⁴C disposition studies in combination with the breath hydrogen studies.
The glycaemic load of maltitol	Maltitol, maltitol syrups and hydrogenated starch hydrolysates show the highest blood glucose response of all polyols. The blood glucose curves reflect hydrolysis and absorption in the small intestine, and therefore this absorption for maltitol is clearly higher than the assumed 10%.
Errors in the Initial Assessment Report	Energy factors were provided in the Australian <i>Food Standards Code</i> prior to P177. The IAR mentions that 17 kJ/g was used for all polyols at this time, which is incorrect.

Queensland Health

ISSUE	Comments
Energy factor for maltitol	Without ready access to the new scientific material (i.e. the LSRO report) Queensland Health is unable to assess the science used to establish a 10% small intestinal absorption value for maltitol. Queensland Health believes that FSANZ needs to provide all of the critical information in the Assessment reports for this Application.
The glycaemic load of maltitol	The impact on the glycaemic load should be investigated, as given the likely use of maltitol and associated claims, people with diabetes might be one group interested in using maltitol-containing foods.
Low/reduced joule claims	Changes to consumer behaviour resulting from Application A537 are related to the use of low/reduced joule claims. FSANZ will therefore need to consider the claims likely to be used [on maltitol-containing foods], and their interpretation/understanding by consumers.
Dietary Exposure	The amount of maltitol added to foods in the United States is quite significant (stated as 99% w/w for confectionery). FSANZ will need to assess the impact on human digestion of maltitol usage at this level.

Roquette Frères

Issue	Comments
Energy factor for maltitol *	<ul style="list-style-type: none"> • It was noted that the energy factor will be rounded to 12 kJ/g should the calculation of maltitol's energy factor end up as 11.6 kJ/g. It is therefore suggested that 11 kJ/g is more accurate, as 11.6 kJ/g: <ul style="list-style-type: none"> - is a conservative estimate, - does not take into account the 5% faecal loss as shown in the LSRO report. • Direct experimental evidence is lacking on the faecal energy loss (FE) of maltitol, and this value was therefore not included in ME calculations supplied with the original Application.
Energy factors (other than maltitol)	Maltitol syrup is also permitted for use, and the energy value of maltitol syrup should be amended if the energy factor for maltitol is reduced.
Cost-benefit analysis	The cost benefit analysis provided at Initial Assessment was supported.

* The comments made by Roquette Frères are in relation to the Initial Assessment. The Applicant has been made aware of, and has accepted the 12 kJ/g energy factor proposed at Draft Assessment.

References Cited in Submissions

1. Bornet, F.R. (1994) Undigestible sugars in food products. *Am J Clin Nutr* **59**(3 Suppl):763S-769S.
2. FAO. (2003) Food Energy: Methods of Analysis and Conversion Factors. *FAO Food and Nutrition Paper Series* **77**:22-31.
3. Felber, J.P., Tappy, L., Vouillamoz, D., Randin, J.P. and Jequier, E. (1987) Comparative study of maltitol and sucrose by means of continuous indirect calorimetry. *JPEN J Parenter. Enteral Nutr* **11**(3):250-254.
4. Gilani, S. (2004) Letter to Ruth.Charrondiere@fao.org.
5. Kearsley, M.W., Birch, G.G. and Lian-Loh, R. (1982) The Metabolic fate of Hydrogenated Glucose Syrups. *Starch/Stärke* **34**(8 Suppl):279-283.
6. Livesey, G. (2003) Health potential of polyols as sugar replacers, with emphasis on low glycaemic properties. *Nutrition Research Reviews* **16**(2):163-191.
7. LSRO (1994) *The Evaluation of the Energy of Certain Sugar Alcohols used as Food Ingredients*. Federation of American Societies for Experimental Biology, Bethesda.
8. Nguyen, N.U., Dumoulin, G., Henriot, M.T., Berthelay, S. and Regnard, J. (1993) Carbohydrate metabolism and urinary excretion of calcium and oxalate after ingestion of polyol sweeteners. *J Clin Endocrinol Metab* **77**(2):388-392.
9. Pelletier, X., Hanesse, B., Bornet, F. and Debry, G. (1994) Glycaemic and insulinaemic responses in healthy volunteers upon ingestion of maltitol and hydrogenated glucose syrups. *Diabete Metab* **20**(3):291-296.
10. Secchi, A., Pontiroli, A.E., Cammelli, L., Bizzi, A., Cini, M. and Pozza, G. (1986) Effects of oral administration of maltitol on plasma glucose, plasma sorbitol, and serum insulin levels in man. *Klin. Wochenschr.* **64**(6):265-269.
11. Warwick, P. (1996) *Consultancy report: assessing the appropriate basis for derivation of energy values for use in Standard R2 - Low Joule Foods*. Australia New Zealand Food Authority, Canberra.

Extract from the Final Report of the Advisory Panel on Energy Factors (Attached to the March 1999 Full Assessment for P177 – Derivation of Energy Factors)

Note on this extract: '*net energy value*' (*NEV*) refers to an energy factor calculated the same as *metabolisable energy* (*ME*), except that energy losses due to the metabolism of absorbed nutrients are taken into account. One of the issues that the Advisory Panel considered during Proposal P177 was whether energy factors should be calculated as net energy values instead of as *ME*.

Pages 22-24:

Polyols (sugar alcohols)

The Advisory Panel considered that the recommended definition of metabolisable energy should be applied to polyols on a case-by-case basis because each polyol is absorbed and metabolised differently. Estimation of energy losses and derivation of energy factors for the range of polyols is more complicated than for components of dietary fibre because of variable amounts absorbed in the small intestine and/or excreted in the urine. However, it is considered that all polyols that reach the large intestine are largely fermented (LSRO 1994).

Thus for polyols, the following proportions of the ingested component need to be taken into account:

- percentage absorbed in small intestine
- percentage of that absorbed in small intestine which is excreted in the urine (the remainder being metabolised)
- remnant passing to large intestine which is then fermented (approximately 30% contributing to formation of bacterial matter, 10% lost as gases and heat of combustion, and the remainder absorbed as short chain fatty acids).

It is not clear from the literature whether losses through bacterial matter, gases and heat of fermentation are the same for polyols as for unavailable carbohydrates. There is some suggestion that there may be different energy losses for different compounds. In the reports of different committees, different values have sometimes been used (Warwick 1996).

The amount of polyols absorbed and/or excreted may also depend on the individual, the amount consumed in one dose, how it is consumed (as liquid or as meals), other foods consumed at the same time in the diet and whether subjects were habituated (LSRO 1994). However, these factors can not be considered in the context of deriving energy factors for the purposes of food labelling or food composition databases.

Table 4 below adapts and summarises data from Livesey on small intestinal absorption, urinary losses and net energy values for various polyols. The estimates of *ME* are back-calculated from net energy values, assuming that short chain fatty acids are only 85% as efficient as glucose in producing energy as ATP (adenosine triphosphate) (Livesey 1992).

In absolute terms, the difference between the metabolisable and reported net energy values are small, particularly where a large proportion of a polyol is absorbed in the small intestine. The Advisory Panel noted that in practice it is impossible to distinguish obligatory and non-obligatory thermogenesis in experimental studies on polyol digestion and metabolism. The use of a metabolisable energy definition was therefore very practical for this class of carbohydrates, as well as being consistent with the derivation of energy factors for other food components.

Table 4: Estimated energy factors for polyols

Polyol	% of ingested polyol absorbed from small intestine	% of absorbed energy lost in urine	Gross energy (GE) (kJ/g)	Estimated metabolisable energy (ME) (kJ/g)	Net energy value (NEV) (kJ/g)
erythritol	90	100	17.2	1.1	0.9
xylitol	> 50	0	17.0	<13 *	>12
mannitol	> 20	100 (?)	16.7	<8	<7
sorbitol	20- 80	0	16.7	11-15 *	10 -15
lactitol	0	0	17.0	10	8.5
maltitol	80	0	17.0	15.6 *	15.3

*For some polyols that are metabolised, the correction to net energy values applies only to that portion of energy arising from SCFA production and not to the energy that is absorbed in the small intestine. Where a large proportion of a polyol is absorbed in the small intestine, for example, sorbitol, the difference between ME and NEV is small.

Reference List

1. Livesey, G. (1992) The energy values of dietary fibre and sugar alcohols for man. *Nutrition Research Reviews* 5:61-84.
2. LSRO (1994) *The Evaluation of the Energy of Certain Sugar Alcohols used as Food Ingredients*. Federation of American Societies for Experimental Biology, Bethesda.
3. Warwick, P. (1996) *Consultancy report: assessing the appropriate basis for derivation of energy values for use in Standard R2 - Low Joule Foods*. Australia New Zealand Food Authority, Canberra.